

FEBRUARY 1985 95p

Australia \$1.60  
New Zealand \$1.75  
Malaysia \$4.95

ISSN 0141-0857

# Practical Wireless

THE RADIO MAGAZINE

**Blow the  
cobwebs off  
your Morse  
with the  
PW  
Triambic  
Keyer**



Introducing Short-wave Listening  
Modifying the FRG-7  
an improved b.f.o.



# REG. WARD & CO. LTD.

1 WESTERN PARADE, WEST STREET,  
AXMINSTER, DEVON, EX13 5NY.

THE SOUTH-WEST'S LARGEST AMATEUR RADIO STOCKIST

## Trio

TS930S	9 Band TX General Cov RX	1250.00 (—)
TS830S	160-10m Transceiver 9 Bands	793.10 (—)
AT230	All Band ATU/Power Meter	150.47 (2.00)
SP230	External Speaker Unit	45.45 (1.50)
TS530S	160m-10m Transceiver	698.00 (—)
TS430S	160m-10m Transceiver	733.55 (—)
PS430	Matching Power Supply	135.00 (3.00)
MB430	Matching Speaker	32.40 (1.50)
FM430	Mobile Mounting Bracket	12.50 (1.50)
TS130S	FM Board for TS430	42.00 (1.00)
SP120	8 Band 200W Pep Transceiver	598.00 (—)
AT130	Base Station External Speaker	29.27 (1.50)
MC50	100W Antenna Tuner	103.45 (1.50)
MC35S	Dual Impedance Desk Microphone	34.48 (1.50)
LF30A	First Microphone 50K ohm IMP	16.20 (0.75)
TR7930	HF Low Pass Filter 1kW	23.49 (1.00)
TR9130	2M FM Mobile	338.03 (—)
TR9130	2M Multimode	479.62 (—)
TW4000A	2M/70cm mobile	510.97 (—)
TM201A	2M 25W mobile	295.19 (—)
TM401A	7cms FM 12W	324.45 (—)
TR2500	2M FM Synthesised Handheld	257.58 (—)
TR3500	70cm Handheld	277.96 (—)
TR2600	New 2M FM Synthesised Handheld	281.60 (—)
ST2	Base Stand	57.48 (1.50)
SC4	Soft Case	15.16 (0.50)
SMC25	Speaker Mike	17.77 (1.00)
PB25	Spare Battery Pack	27.70 (1.00)
MS1	Mobile Stand	35.52 (1.00)
R600	Gen. Cov. Receiver	285.26 (—)
R2000	Synthesiser 200KHz-30MHz Receiver	456.63 (—)
HC10	Digital Station World Time Clock	75.23 (1.50)
H55	Deluxe Headphones	25.60 (1.00)
SP40	Mobile External Speaker	15.67 (1.00)

<b>NEW MODELS</b>		
TH21E/41E	2M/70cm Mini-Handhelds	179.48/199.00
TM211E/411E	2M/70cm FM Mobiles	377.22/431.03
TS711E/811E	2M/70cm base stations	792.15/898.00
TR3600	70CM Handheld	298.89

## Linear Amps

<b>TONO (G series)</b>		
2M40G	2m, 1-3W in, 20-35W out, preamp	89.00 (2.00)
2M90G	2m, 10-15W in, 70-90W out, preamp	149.00 (2.00)
2M130G	2m, 10-15W in, 110-130W out, preamp	250.00 (2.50)
4M70G	70cms, 3-15W in, 40-60W out, preamp	250.00 (2.00)

<b>MICROWAVE MODULES</b>		
MML144/30-LS	inc preamp (1/3 w i/p)	75.00 (2.00)
MML144/50-S	inc preamp, switchable	92.00 (2.00)
MML144/100-S	inc preamp (10w i/p)	149.95 (2.50)
MML144/100-HS	inc preamp (25w i/p)	149.95 (2.50)
MML144/100-LS	inc preamp (1/3w i/p)	169.95 (2.50)
MML432/30L	inc preamp (1/3w i/p)	139.95 (2.00)
MML432/50	inc preamp (10w i/p)	129.95 (2.00)
MML432/100	linear (10w i/p)	245.00 (2.50)

<b>B.N.O.S.</b>		
LPM 144-1-100	2m, 1W in, 100W out, preamp	172.50 (2.50)
LPM 144 3-100	2m, 3W in, 100W out, preamp	172.50 (2.50)
LPM 144 10-100	2m, 10W in, 100W out, preamp	149.50 (2.50)
LPM 144-25-160	2m, 25W in, 160W out, preamp	207.00 (2.50)
LPM 144-3-180	2m, 3W in, 180W out, preamp	235.75 (2.50)
LPM 144-10-180	2m, 10W in, 180W out, preamp	235.75 (2.50)
LPM 432-1-50	70cm, 1W in, 50W out, preamp	184.00 (2.50)
LPM 432-3-50	70cm, 3W in, 50W out, preamp	184.00 (2.50)
LPM 432 10-50	70cm, 10W in, 50W out, preamp	155.25 (2.50)

## SWR/PWR Meters

<b>HANSEN</b>		
FS200	1.8-150MHz 20/200 Pep	57.95 (1.00)
FS210	1.8 150MHz 20/200 Auto SWR	65.50 (1.00)
FS5E	3.5-150MHz 20/200/1000W HF	42.75 (1.00)
FS500H	1.8 80MHz 20/200/2000W Pep	79.95 (1.00)
FS710H	1.8-60MHz 15/150/1500W Pep	102.95 (1.00)

<b>WELZ</b>		
SP15	1.8-160MHz PWR/SWR	41.00 (1.00)
SP45	130-470MHz PWR/SWR	59.75 (1.00)
SP10X	1.8-150MHz PWR/SWR	28.75 (1.00)
SP200	1.8-160MHz PWR/SWR	82.00 (1.00)
SP250	1.8-60MHz PWR/SWR	57.75 (1.00)
SP300	1.8-500MHz PWR/SWR	115.00 (1.00)
SP350	1.8-500MHz PWR/SWR	69.95 (1.00)
SP400	130-500MHz PWR/SWR	82.00 (1.00)
SP600	1.8-500MHz PWR/SWR	106.00 (1.00)

<b>TOYO</b>		
T430	144/432 120 W	44.65 (1.00)
T435	144/432 200 W	49.35 (1.00)

**HQ1 MINI BEAM**  
10 - 15 - 20  
ONLY £169.00 (4.00)

## Icom Products

IC751	HF Transceiver	1239.00 (—)
IC745	HF Transceiver	899.00 (—)
IC730	Mobile HF Transceiver	658.00 (—)
PS15	P.S. Unit	135.00 (4.00)
PS30	Systems p.s.u. 25A	259.00 (—)
SM6	Base microphone for 751/745	36.50 (1.00)
IC290D	2m 25w M/Mode	469.00 (—)
IC290E	Low Multi-Mode Mobile	399.00 (—)
IC271E	2m 25w M/Mode Base Stn.	699.00 (—)
IC271H	100W version of above	889.00 (—)
IC25H	2m 45w FM	359.00 (—)
IC27E	25W FM mobile	359.00 (—)
IC45E	70c 10w FM	345.00 (—)
IC47E	25w 70cm FM mobile	449.00 (—)
ICBU1	B/U Supply for 25/45/290	24.50 (1.00)
ICR70	General Coverage Receiver	599.00 (—)
ICR71	General Coverage Receiver	699.00 (—)
IC07E	2m H/Hand	259.00 (—)
IC2E	2m H/Hand	199.00 (—)
ML1	2m 10w Linear	69.00 (2.00)
IC4E	70cm H/Hand	259.00 (—)
IC04E	70cm handheld	269.00 (—)
BC30	Base Charger	56.35 (—)
HM9	Speaker mic	18.55 (0.75)
IC3	Carry Case	5.50 (0.75)
ICBP3	Std Battery Pack	27.50 (0.75)
BP5	High Power Battery Pack	52.80 (0.75)
CP1	Car Charging Lead	5.50 (0.75)
DC1	12V Adaptor	13.75 (0.75)

## Mutek Products

SLNA 50	50MHz Switched preamp	44.90 (1.20)
SLNA 144s	144MHz Low noise switched preamp	39.90 (1.20)
SLNA 145sb	Preamp intended for 290	27.40 (1.20)
GLNA 432e	70cm Mast head preamp	149.90 (2.50)
RPCB 144ub	Front end FT221/225	74.90 (1.20)
RPCB 251ub	Front end IC251/211	79.90 (1.20)
BBA 500u	20-5000MHz Preamp	32.90 (1.20)
GFBA 144e	2m Mast head preamp	139.90 (2.50)
SBLA 144e	2m Mast head preamp	89.90 (2.50)
RPCB 271ub	Front end for IC271	89.90 (1.20)
TVHF 230c	2M-FM Transverter	334.90 (5.00)

## Datong Products

PC1	Gen. Cov. Con.	137.40 (1.00)
VI F	Very low frequency conv.	29.90 (1.00)
FL2	Multi-mode audio filter	89.70 (1.00)
FL3	Audio filter for receivers	129.00 (1.00)
ASP/B	r.f. speech clipper for Trio	82.80 (1.00)
ASP/A	r.f. speech clipper for Yaesu	82.80 (1.00)
ASP	As above with 8 pin conn	89.70 (1.00)
D75	Manual RF speech clipper	56.35 (1.00)
D70	Morse Tutor	56.35 (1.00)
MK	Keyboard morse sender	137.40 (1.00)
RFA	RF switched pre-amp	33.90 (1.00)
AD270-MPU	Active dipole with mains p.s.u.	51.75 (2.00)
AD270 MPU	Active dipole with mains p.s.u.	69.00 (2.00)
MPU	Mains power unit	6.90 (1.00)
DC144/28	2m converter	39.67 (1.00)
PTS1	Tone squelch unit	46.00 (1.00)
ANF	Automatic notch filter	67.85 (1.00)
SRB2	Auto Woodpecker blanker	86.25 (1.00)

## CW/RTTY Equipment

Tono 9000E	Reader/Sender	P.O.A. (—)
Tono 550	Reader	299.00 (2.50)
<b>MICROWAVE MODULES</b>		
MM2001	RTTY to TV converter	189.00 (1.25)
MM4001	RTTY terminal	269.00 (1.25)
MM4001KB	RTTY term with keyboard	299.00 (2.00)
<b>HI-MOUNT MOUSE KEYS</b>		
HK702	Up down keyer marble base	30.95 (1.00)
HK703	Up down keyer	29.35 (1.00)
HK704	Up down keyer	19.25 (1.00)
HK705	Up down keyer	15.49 (1.00)
HK706	Up down keyer	16.25 (1.00)
HK708	Up down keyer	14.35 (1.00)
HK802	Up down solid brass	82.85 (1.00)
HK808	Up down keyer	39.95 (1.00)
MK704	Twin paddle keyer	13.50 (1.00)
MK705	Twin paddle keyer marble base	25.50 (1.00)
<b>KENPRO</b>		
KP 100	Squeeze CMOS 230/13.8v	79.50 (2.50)
KP200	Memory 4096 Multi Channel	169.50 (2.50)

## Yaesu

FT1	HF Transceiver	P.O.A. (—)
FT980	HF Transceiver	1475.00 (—)
SP980	Speaker	64.40 (2.00)
FT77	Mobile HF Transceiver	479.00 (—)
FP700	PSU	145.00 (5.00)
FC700	Tuner	105.00 (2.00)
FT77s	10w. version	449.00 (—)
FMU77	FM Board for FT77	28.35 (1.00)
FT757	HF Transceiver	759.00 (—)
FC757	Auto A.T.U.	245.00 (2.00)
FP757HD	Heavy Duty PSU	179.00 (2.00)
FP757GX	Switched Mode PSU	140.00 (2.00)
FL2050	Linear Amplifier	115.00 (2.00)
FT290	2m M/Mode Port/Transceiver	309.00 (—)
FT290	With Mutek front end fitted	339.00 (—)
FL2010	Linear Amplifier	69.00 (1.00)
FT790	70cm M/Mode Port/Transceiver	299.00 (—)
MMB11	Mobile Bracket	28.75 (1.00)
NC11	Charger	10.75 (0.75)
CSC1	Carrying Case	4.60 (0.75)
YHA15	2m Helical	5.75 (0.75)
YHA44D	70cm Z-wave	9.95 (0.75)
YMA9	Speaker Mike	20.30 (1.00)
FT230	2m 25w FM	269.00 (—)
FT730	70cm 10w. FM	239.00 (—)
MMB15	Mobile Bracket	14.55 (1.00)
FT203R	NEW 2m H/Hand/CW FNB3	185.00 (—)
FT209R	NEW 2m H/Hand/CW FNB3	239.00 (—)
FT208	2m H/Hand	209.00 (—)
FT708	70cm H/Hand	189.00 (—)
MMB10	Mobile Bracket	8.80 (0.75)
NC9C	Charger	9.60 (0.75)
NC8	Base/Station Charger	56.75 (2.00)
PA3	Car Adaptor/Charger	16.85 (0.75)
FNB2	Spare Battery Pack	23.00 (0.75)
YM24A	Speaker Mike	23.75 (1.00)
FT726R	2m Base Station	839.00 (—)
430/726	70cm Module for above	770.00 (7.50)
FRG7700	HF Receiver 15-30MHz	385.00 (—)
FRG7700M	As above with memory	455.00 (—)
FR77700	A.T.U. for above	43.00 (1.00)
MH1B8	Hand 600 8pin mic	16.85 (1.00)
MD1B8	Desk 600 8pin mic	64.40 (1.00)
MF1A3B	Boom mobile mic	19.95 (1.00)
YH77	Lightweight phones	14.95 (0.75)
YH55	Padded phones	14.95 (0.75)
YH1	Uweight Mobile H/Hand Boom mic	14.95 (0.75)
SB1	PTT Switch Box 208/708	17.25 (0.75)
SB2	PTT Switch Box 290/790	14.55 (0.75)
QTR24D	World Time Clock	34.50 (0.75)
FF501DX	Low Pass Filter	29.90 (0.75)
YP150	Wattmeter/Dummy Load 150w	97.75 (1.00)

<b>NEW MODELS</b>		
FRG8800	HF Receiver	525.00 (—)
FRV8800	Converter 118 175 for above	95.00 (—)
FT703	70cm H/Hand	P.O.A. (—)
FT709	70cm H/Hand	P.O.A. (—)
FT270R	2m 25W F.M.	325.00 (—)
FT270RH	2m 45W F.M.	380.00 (—)
FT2700R	2m/70cm/25W/25W	520.00 (—)

## Power Supplies

<b>DRAE</b>		<b>BNOS</b>	
4 amp	34.00 (2.00)	6 amp	52.90 (2.50)
6 amp	53.50 (2.50)	12 amp	95.45 (3.00)
12 amp	79.50 (3.00)	25 amp	138.00 (4.00)
24 amp	110.00 (4.00)	40 amp	276.00 (4.00)

## Aerial Rotators

9502B	3 core Lighter Duty	69.50 (2.00)
AP40	5 core Medium Duty	115.00 (2.00)
KR400	Med/H Duty	109.95 (2.50)
KR500	6 core Elevation	125.50 (2.50)
KR400RC	6 core Medium Duty	132.50 (2.50)
CD45	8 core Heavy Duty	189.95 (2.50)
KR600RC	8 core Heavy Duty	189.50 (3.00)
HAM1V	8 core Heavy Duty	299.00 (4.00)
T2X	8 core Very Heavy Duty	365.00 (4.00)

## Switches

Sigma	2 way SO239	13.00 (0.75)
Sigma	2 way 'n' Sks	16.65 (0.75)
Welz	2 way SO239	20.75 (0.75)
Welz	2 way 'n' Sks	37.00 (0.75)
Drae	3 way SO239	15.40 (0.75)

## Miscellaneous

DRAE	Wavemeter	27.50 (1.00)
T30	30W Dummy load	8.05 (0.50)
T100	100W Dummy load	30.48 (1.00)
T200	200W Dummy load	42.55 (1.50)
CT300	300W Dummy load	58.00 (2.00)
DRAE	2m Pre-set A.T.U.	11.80 (1.50)
	Altai Dip Meter	49.00 (1.00)

**AERIALS BY:- JAYBEAM -  
HYGAIN - G. WHIP - TET -  
TONNA - MINIBEAM  
USUALLY IN STOCK**

**WOOD + DOUGLAS KITS AND  
BENCHER PRODUCTS NOW IN STOCK**



**ICOM (Tel: 0297-34918) FDK**

**CLOSED MONDAY/OPEN TUES-SAT 9:00-5:30**  
(closed for lunch 1:00-2:00)

**STOCK ITEMS NORMALLY DESPATCHED WITHIN 48 HOURS RODNEY G6LUJ**

Instant credit  
also available



FOR THE **Radio** ENTHUSIAST ...

# Practical Wireless

FEBRUARY 1985 VOL. 61 NO. 2 ISSUE 935

## Contents

## Staff

- 20** **PW Triambic Keyer**  
*Mike Rhodes G4FMS*
- 26** **Sporadic-E on 144MHz, 17 June 1984**  
*Neill Taylor G4HLX*
- 30** **Radio Wave Propagation—2**  
*F. C. Judd G2BCX*
- 34** **PW Review**  
Solent Scientific 1.3GHz ATV Converter
- 36** **Introducing Short-wave Listening—1**  
*Charles Molloy*
- 38** **PW "Teme" Modular Transceiver—4**  
*Rev G. C. Dobbs G3RJV*
- 47** **Modifying the FRG-7—4**  
*Peter D. Rouse GU1DKD*

### EDITORIAL OFFICES

Practical Wireless  
Westover House  
West Quay Road  
Poole, Dorset BH15 1JG  
☎ Poole 671191

**Geoff Arnold T.Eng FSERT, G3GSR**  
Editor

**Dick Ganderton C.Eng., MIERE, G8VFH**  
Assistant Editor

**Steve Hunt**  
Art Editor

**John Fell G8MCP**  
Technical Editor

**Alan Martin G8ZPW**  
News & Production Editor

**Elaine Howard G4LFM**  
Technical Sub-Editor

**Rob Mackie**  
Technical Artist

**Kathy Moore**  
Secretary

### ADVERTISEMENT OFFICES

Practical Wireless  
King's Reach Tower  
Stamford Street  
London SE1 9LS  
Telex: 915748 MAGDIV-G

**Dennis Brough**  
Advertisement Manager  
☎ 01-261 6636  
☎ 01-261 6872

**Roger Hall G4TNT (Sam)**  
Ad. Sales Executive  
☎ 01-261 6807

**Claire Gerrish**  
Secretary  
☎ 01-261 6636

**Barbara Blake**  
Classified Supervisor  
☎ 01-261 5897

**Ian Sweeney**  
Make-up & Copy  
☎ 01-261 6570

- |                 |               |                  |
|-----------------|---------------|------------------|
| 71 Advert Index | 16 News       | 15 Services      |
| 43 Club Time    | 33 Next Month | 35, 46 Swap Spot |
| 15 Comment      | 50 On the Air |                  |
| 28 Letters      | 17 Products   |                  |

**COPYRIGHT** © IPC Magazines Limited 1985 Copyright in all drawings, photographs and articles published in *Practical Wireless* is fully protected and reproduction or imitation in whole or in part is expressly forbidden. All reasonable precautions are taken by *Practical Wireless* to ensure that the advice and data given to our readers are reliable. We cannot however guarantee it and we cannot accept legal responsibility for it. Prices are those current as we go to press.

*Practical Wireless, February 1985*

Whenever you enter a LOWE ELECTRONICS' shop, be it Glasgow, Darlington, Cambridge, Cardiff, London or here at Matlock, then you can be certain that, along with a courteous welcome, you will receive straightforward advice. Advice given, not with the intention of "making" a sale, but the sort which is given freely by one radio amateur to another. Of course, if you decide to purchase then you have the knowledge that LOWE ELECTRONICS are the company that see the standard for amateur radio after-sales service. The shops are open Tuesday to Saturday and close for lunch 12.30 till 1.30pm.

In Glasgow the LOWE ELECTRONICS' shop (telephone 041-945 2626) is managed by Sim GM3SAN. Its address is 4/5 Queen Margaret's Road, off Queen Margaret's Drive. That's the right turn off Great Western Road at the Botanical Gardens' traffic lights. Street parking is available outside the shop and afterwards the Botanical gardens are well worth a visit...

In the North East the LOWE ELECTRONICS' shop is found in the delightful market town of Darlington (telephone 0325 486121) and is managed by Don G3GEA. The shop's address is 56 North Road, Darlington. That is on the A167 Durham road out of town. A huge free car park across the road, a large supermarket and bistro restaurant combine to make a visit to Darlington a pleasure for the whole family.

Cambridge, not only a University town but the location of a LOWE ELECTRONICS' shop managed by Tony G4NBS. The address is 162 High Street, Chesterton, Cambridge (telephone 0223 311230). From the A45 just to the north of Cambridge turn off into the town on the A1039, past the science park and turn left at the first roundabout. After passing a children's playground on your left turn left again into High Street. Easy and free street parking is available outside the shop.

Cardiff now has its own LOWE ELECTRONICS' shop. Managed by Richard GW4NAD, who hails from Penarth, the shop (our telephone number is 0222 464154) is located within the premises (on the first floor) of South Wales Carpets, Clifton Street, Cardiff. Clifton Street is easily found, being a left turn off Newport Road just before the infirmary. Once in Clifton Street, South Wales Carpets is the modern brick building at the end of the street on the right hand side. Enter the shop, follow the arrows past the carpets, up the stairs and the "Emporium" awaits you. Free street parking is available outside the shop.

**MOVING... MOVING... MOVING...** From the 13th September 1984 the LOWE ELECTRONICS' London shop will be located at 223/225 Field End Road, Eastcote, Middlesex (the new telephone number is 01-429 3256). The new shop, managed by Andy G4DHO is easily found, being part of Eastcote tube station buildings. Immediately behind the shop is a large car park where you can currently park for the day for 20p. There is also free street parking outside the shop.

Finally, here in Matlock, David G4KFN is in charge. Located in an area of scenic beauty a visit to the shop can combine amateur radio with an outing for the whole family. May I suggest a meal in one of the town's inexpensive restaurants or a picnic on the hill tops followed by a spell of portable operation.

In trying to describe the new 2 metre FM transceiver from TRIO, I am faced with a major difficulty. The TH21E is small, 2.24 inches wide, 4.72 inches high and only 1.1 inches deep but size alone is not the rig's fascination. Only by holding the transceiver can one begin to appreciate the attention that has been placed on its ergonomics. The way in which the TRIO TH21E, once picked up, seems impossible to put down. Its ability to slip into the inside pocket and for you to forget you have it. So far no one who has seen a TH21E has been able to resist picking it up, it's as simple as that. There is also a 70 centimetre version of the TH21E available, the TH41E. I am pleased that I can claim one of the rigs to use at home prior to writing the advertising and let the rest of the company fall out about who is having the other one. Never before can I remember two handhelds that have had such fascination.

Repeater shift, tone burst and reverse repeater on the TH21E, repeater shifts (both 1.6 and 7.6 MHz) and tone burst on the TH41E.

## SPECIFICATION

### General

Frequency range ... TH21E 144 to 146 MHz.  
TH41E 430 to 440 MHz.  
Mode ..... F3 (F3E).  
Power requirement ... 7.2 volts DC.  
5.8 to 10V DC operating range.  
Current drain ..... less than 25mA (TH21E) 30mA (TH41E) in receive mode with no input signal. Less than 580mA (TH21E) 600mA (TH41E) in High power transmit mode (8.4V DC). Less than 250mA (TH21E) 300mA (TH41E) in low power transmit mode (8.4V DC).  
Dimensions ..... 57 (2.24) x 120 (4.72) x 28 (1.1) mm (inches).  
Weight ..... 260 grams (0.57 lbs).


### Transmitter

RF power output ... 1 watt high, 150 milliwatts low.  
Modulation ..... reactance modulation.  
Frequency deviation +/- 5kHz maximum.  
Spurious radiation ... less than -60dB.

### Receiver

Circuit ..... double conversion superheterodyne.  
Sensitivity ..... 12dB SINAD less than 0.5 uV.  
Squelch sensitivity ... less than 0.5 uV.  
Audio output ..... more than 300mW (8 ohms at 10% distortion).

TH21E	2 metre transceiver	£179.48 inc VAT, carr £7.00
TH41E	70 centimetre version	£199.00 inc VAT, carr £7.00
SMC30	speaker/microphone	£22.47 inc VAT, carr £1.00
HMC1	headset with VOX	£26.14 inc VAT, carr £1.00
DC21	DC power supply	£19.85 inc VAT, carr £1.00
PB21	Nicad battery pack	£19.34 inc VAT, carr £1.00
BT2	Dry battery case	£9.41 inc VAT, carr £0.75
SC8	Soft case	£9.41 inc VAT, carr £0.75
EB2	External battery case	£15.16 inc VAT, carr £1.00



# LOWE ELECTRONICS

Chesterfield Road, Matlock, Derbyshire. DE4 5LE.

Telephone 0629 2817, 2430, 4057, 4995. Telex 377482.

(Delivery of stock items normally by return of post)





# the base station for 2 metres, the TS711E.

Ever since the demise of the **TRIO 700** series of equipment, we, here at **LOWE ELECTRONICS** have been campaigning for the introduction of a new "true base station" transceiver. Those who have used a **TRIO TS700S** or **G** will know what I mean. There is that certain feel which a base station transceiver has which the mobile or portable rig, when taken out of the car or used in the shack, definitely has not. I am pleased to say that **TRIO** have introduced a new 2 metre base station, it is called the **TS711E**. I have been fortunate enough to have used the transceiver over the past couple of weeks and again I am lost for words. Certainly there will be a **TRIO TS711E** in my shack, I have even prepared a space for it!

Having used the rig let me explain some of its features. In size, weight and appearance the **TS711E** is similar to the **TS430S** HF transceiver but unlike the **TS430S** it has its own internal power supply. It also has an inbuilt speech processor and IF shift, both ideal features for today's active 2 metre band. Power output is 25 watts but the rig I have been using produces 32. Typical **TRIO!** The **TS711E** has two VFO's and, wait for it, forty memory channels. Yes, I too wondered how one could use so many memories.

Initially I started to use the rig as I had my dual band **TRIO TS780**. One VFO left on 144.300 and the other on 145.500. Since the rig remembers both frequency and mode there was no problem operating SSB on one VFO and with the electronic click step engaged, FM on the other. Electronic click step? ... the **TS711E** has been designed so that as a multi-mode rig you can have a free running VFO on SSB and CW and when operating FM, a VFO with 5 or 12.5 kHz click steps. I refer to the click step as electronic because a touch switch instantly changes the VFO function. Of course, I need not tell you that the memories remember which VFO operation has been selected or for that matter whether repeater shift was required. On SSB and CW the **TS711E's** synthesized VFO tunes in 10 Hz steps.

After using the rig for some time without the 40 memories I concluded that since it was possible to move a frequency from memory to VFO it would make sense to program the memories logically and then use them as a basis for operating. Result, the rig is a dream to use. With the **TS711E's** memory carrying a sequence of calling channels, beacon, simplex and repeater frequencies a swift rotation of the VFO (which also serves to change memory channels) and the entire band can be looked at in seconds. To check on OSCAR 10, dial up the correct memory holding say the satellite beacon frequency, if that's audible then move the beacon frequency to the VFO by pushing the appropriate switch and there you are, tuning the correct part of the band, in the right mode and with the VFO running free. The same can be applied to the CW end of the band and with the VFO set to click stop, FM channels also.

There are facilities to put both VFO's on the same frequency, to operate split using one VFO for receive and the other for transmit. A priority call channel is available as is the ability to go back to a predetermined frequency. The **TS711E** will scan the band or the memories holding for a brief period on an occupied frequency. It will also scan the memories looking at only those frequencies entered in a particular mode.

Programmable scan is also included, memory channels 39 and 40 setting the limits. The now standard full repeater facilities are included.

For the blind operator the **TS711E** is a dream come true. Full voice announcement of frequency and whether the rig is set to repeater shift comes by fitting the optional VS1 board. A push button, conveniently located on the bottom corner of the front panel, activates the voice. The careful location of this control shows **TRIO's** attention to detail. How difficult would the switch have been to find for the blind operator had it been located in the middle of the panel. Mode of operation is indicated by switches which when pushed instead of a general beeping, send the morse code letter F for FM, U for USB, C for CW, L for LSB and A for auto. Auto, what's auto? ... With auto switched on, as you tune across the band the **TS711E** selects the correct mode for the appropriate frequency. You can over-ride this function and as I have said elsewhere, **you too can transmit FM on the SSB part of the band.**

Enough I hear you say. Sorry, one more feature. DIGITAL CODE SQUELCH! The transceiver has as standard an inbuilt selective tone call system incorporating a call alarm. So if you are not in the shack then you will know you have been called. The transceiver will also send up to 6 letters or numbers as part of the selective call. I am sure it will not be long before **TRIO** introduce a **TS711E** accessory (I am told it is called the CD-10 call sign display) which will decode the information. Then will you not only know that you have been called but who has called you, the 6 letters or digits making up the callsign.

What more can I say, what a rig! For the operator who wants the finest two metre base station transceiver **TRIO** have produced the **TS711E**. For the UHF operator there is the **TRIO TS811E**, the 70 centimetre version. Both ideal ways of getting on to the VHF/UHF bands.

TS711E	2 metre base station transceiver with DCS.	<b>£792.15 inc VAT</b> , carr £7.00
TS811E	70 centimetre base station transceiver with DCS	<b>£898.00 inc VAT</b> , carr £7.00
CD10	Callsign display unit	<b>£110.25 inc VAT</b> , carr £7.00
SP430	Matching speaker	<b>£32.40 inc VAT</b> , carr £2.50



## LOWE ELECTRONICS

Chesterfield Road, Matlock, Derbyshire. DE4 5LE.

Telephone 0629 2817, 2430, 4057, 4995. Telex 377482.

(Delivery of stock items normally by return of post)





# South Midlands

\* **FREE FINANCE** • **2 YEAR GUARANTEE**  
BRANCHES AT: SOUTHAMPTON, LEEDS, CHESTERFIELD

## NEW FOR THE NEW YEAR FROM YAESU AND S.M.C.

**2 & 70  
REVOLUTIONARY!**



**FT2700RH £520**

**FULL DUPLEX  
!**

### TWO-IN-ONE – THE ULTIMATE FT2700RH

Dual Band 2M and 70cms FM Transceiver  
**Full Duplex Operation** at the touch of a button  
Aesthetically pleasing LCD Display/'S' Meter  
25W power output both on VHF and UHF!  
Optional Voice Synthesiser  
1MHz/25KHz/12½KHz steps (12½ on UHF!)  
'+' '-' Repeater shifts with reverse facility  
10 Channel Memory  
Priority Memory Scan/Programmable Memory Scan  
One piece diecast centre chassis

### SMALL ON SIZE – LARGE ON OUTPUT

#### FT270R/RH

Fully Synthesised 2M FM Transceiver  
45W (RH), 25W (R) Power Output  
Dual VFO's  
Optional Voice Synthesiser  
1MHz/25KHz/12½KHz Steps  
10 Channel Memory  
'+' '-' Repeater shifts with reverse facility  
Memory Priority & Programmable Memory Scan  
17 Function LCD Display, LED 'S' Meter  
One piece diecast alloy chassis  
(Fan assisted cooling on 45W model)  
140mm W x 40mm H x 180mm D


**BIG  
45W OUTPUT**



**FT270R/RH £320**

**COMPACT  
CASE**

**12  
MEMORIES  
STANDARD**



**FRG 8800 £525**

**COMPUTER  
CONTROL**

### THE LATEST IN RECEIVER TECHNOLOGY FRG 8800

All mode, 0.15-30MHz, HF receiver  
Keyboard frequency entry + Dual Speed VFO  
12 Memory Channels, stores Mode & Frequency  
Large 12 Function LCD Display (inc 'S' or SIMPO)  
Programmable Memory Scan  
Selectable Band Scanning  
Optional VHF Converter 118-174 MHz (internal)  
Computer Interface as FT757GX (incl. RS232)  
Two Function Clock/Timer with Auto Facility  
All Mode Variable Squelch

#### SMC STOCK CARRYING AGENTS WITH DEMONSTRATION FACILITIES

JOHN DOYLE, TRANSWORLD COMMS, NEATH (0639) 52374 DAY

(0639) 2942 EVE

JOHN STRINGER, SMC, NORTHERN IRELAND (0247) 464875

#### SMC SERVICE

Free Securicor delivery on major equipment  
Access and Barclaycard over the phone  
Biggest branch agent and dealer network.  
Securicor 'B' Service contract at £5.00  
Biggest stockist of amateur equipment.  
Same day despatch wherever possible.

#### FREE FINANCE

\*On many regular priced items SMC offers.  
Free Finance for invoice balance over £120.  
20% down and the balance over 6 months or  
50% down and the balance over a year.  
You pay no more than the cash price!  
Details of eligible items available on request.

#### GUARANTEE

Importer warranty on Yaesu Musen products  
Able staffed and equipped Service Department.  
Daily contact with the Yaesu Musen factory.  
Tens of thousands of spares and test equipment.  
Twenty-five years of professional experience.  
● 2 Year warranty on regular priced Yaesu products.



# Communications Ltd.

FREE, MAIN DISTRIBUTOR FACTORY BACKED

, BUCKLEY, STOKE, GRIMSBY, JERSEY, EDINBURGH, N. IRELAND.



## YAesu MUSEN'S CURRENT PRICE LIST (16/11/84)

FT ONE	Transceiver General Coverage HF All Mode	1850.00	FT203R	Tx/Rx Thumbwheel, 2M, 1.5W c/w FBA5 cell case, CSC6	155.00
D3000286	Curtis Keyer	31.05	FT203R	Tx/Rx Thumbwheel, 2M, 2.5W c/w FNB3 Nicads, CSC6	185.00
DCONE	DC Power Cable	17.65	FT203R	Tx/Rx Thumbwheel, 2M, 3.5W c/w FNB4 Nicads, CSC7	190.00
RAMTONE	Non volatile memory board	14.95	FT203R	Tx/Rx Thumbwheel, 70cm c/w FBA5 cell case, CSC6	T.B.A.
FMUTONE	FM unit	46.00	FT203R	Tx/Rx Thumbwheel, 70cm c/w FNB4 Nicads, CSC7	T.B.A.
XF8 9KA	6 KHz AM filter	19.35	FT203R	+ 7.2/9V cell case only (6 x AA)	6.50
XF8 9KCN	300Hz CW filter	19.35	FT203R	+ 10 8V Nicad Pack (425mAh)	35.00
XF8 9KC	600Hz CW filter	17.65	FT203R	+ 12.0V Nicad Pack (500mAh)	40.00
XF10 7KC	800Hz CW filter	39.00*	FT203R	+ Soft carrying case (FBA5 or FNB3)	9.75
FTV107R	Transvector (main frame only) 2 band capability	7.30	FT203R	+ Soft carrying case (FNB4)	6.90
D3000227	Modification kit Fan	12.25	FT203R	+ Sub Audio Tone Board (replaces FTE-2)	26.90
D3000253	Modification kit Noise Blanker	54.80	FT203R	+ Headset (PTT via vox)	14.55
SETONE	Extender Board kit	15.00	FT203R	+ Speaker microphone	17.65
WMTONE	Workshop Manual	10.00	FT203R	+ Mobile hanging bracket	7.65
PARTONE	Parks List	479.00	FT203R	+ Charger/eliminator for 12VDC	16.85
FT77	Transceiver 8 band mobile multimode 100 watts	449.00	FT203R	+ Charger mains (FNB 3)	9.60
FT77S	Transceiver 8 band mobile multimode 10 watts	10.75	FT203R	+ Charger mains (13 AMP style)	8.45
WRKT77	Calibration marker unit option	28.35	FT203R	+ Charger mains (FNB 4)	9.60
AMUT77	FM Board option	23.75	FT203R	+ Charger quick/DC adaptor	57.50
FP700	Base station external power supply/speaker	145.00	FT203R	+ Antenna helical (BNC fitting) 2M	7.30
FC700	Antenna tuner	105.00	FT203R	Tx/Rx "Keyboard" 2M, 1.8W c/w FBA5 cell case, CSC10	209.00
XF8 9KC	600 Hz CW filter	19.35	FT203R	Tx/Rx "Keyboard" 2M, 2.7W c/w FNB3 Nicads, CSC10	239.00
MMB16	Mobile mounting bracket	14.95	FT203R	Tx/Rx "Keyboard" 2M, 3.7W c/w FNB4 Nicads, CSC11	249.00
FTV700DM	Digital V.F.O.	210.00	FT203R	Tx/Rx "Keyboard" 2M, 2.3W c/w FBA5 cell case, CSC10	229.00
FTV700R	Transvector main frame only	89.00*	FT203R	Tx/Rx "Keyboard" 2M, 3.7W c/w FNB4 Nicads, CSC11	259.00
50TV	6m Transvector module All models FTV	99.00	FT203R	Tx/Rx "Keyboard" 2M, 5.0W c/w FNB4 Nicads, CSC11	269.00
70TV	6m Transvector module All models FTV	113.00	FT203R	Tx/Rx Keyboard 70cms c/w FBA5 cell case, CSC10	T.B.A.
144TV	2m Transvector module All models FTV	219.00*	FT203R	Tx/Rx Keyboard 70cms c/w FNB3 Nicads, CSC10	T.B.A.
430TV	70cms Transvector module All models FTV	759.00	FT203R	Tx/Rx Keyboard, 70cms c/w FNB4 Nicads, CSC11	T.B.A.
FT757GX	General Coverage Receiver, Ham bands transceiver	249.00	FT203R	Carrying case (FBA5/FNB3)	6.90
FC757AT	Automatic antenna tuner	140.00	FT203R	Carrying case (FNB4)	7.65
FP757GX	Switch mode power supply (50pc duty F.M. service)	179.00	FT203R	Tx/Rx Handheld 2M, 2.5W, keyboard, synthesised	209.00
FRB757	Heavy Duty power supply (100pc duty F.M. service)	9.95	FT203R	Nicad Battery Pack	23.00
MMB20	Switch box for FT757GX to FL2100Z	19.95	FT203R	Battery pack sleeve (fits FNB2)	3.85
FIF61	Mobile mount for FT757GX	54.80	FT203R	Charging sleeve (for use with FT207 acc)	6.50
FIF61 (A)	Computer interface for PC6001 (NEC)	106.20	FT203R	Slow charger (13A style)	8.45
FIF61 (B)	Computer interface for Apple II	58.65	FT203R	Base Master	34.65
FIF232C	Computer interface for PC6001 (NEC) Computer	8.50	FT203R	Base Master with quick charge and PSU	56.75
TST757	Computer interface RS232C	1475.00	FT203R	Battery eliminator and charger from 12V	16.85
FT980	Technical Supplement FT757	9.95	FT203R	Heavy duty leather case	25.30
D2000035	Transceiver General Coverage Rx Amateur Tx	64.40	FT203R	Tone squelch unit	76.65
D3000286	General Coverage Tx Kit	86.25	FT203R	Mobile bracket	8.00
SP980	Curtis Keyer	48.70	FT203R	Workshop Manual FT208	8.00
XF455 8MCN	External speaker with audio filter	29.90	FT203R	Workshop Manual FT208	8.00
XF8 9HC	External speaker with phone patch	26.45	FT203R	Transceiver 2m FM 25W synthesised	269.00
XF8 9GA	300 Hz CW filter (455 KHz 8 pole)	8.50	FT203R	Transceiver 70cm FM 10W synthesised	239.00
D410004	600 Hz CW filter	29.90	FT203R	Mobile mounting bracket	14.55
TST980	6 KHz AM filter	26.45	FT203R	Transceiver 2M FM, 25W synthesised	325.00
FL2100Z	Interconnect lead FT980 to FC757AT	8.50	FT203R	Transceiver 2M, FM, 45W synthesised	380.00
FRG7700	Technical Supplement FT980	649.00	FT203R	Voice synthesiser module	T.B.A.
FRG7700M	Linear Amplifier 160-10M (9 band) 1.2KW P.I.P.	385.00	FT203R	Transceiver 6m 2.5W multimode synthesised	289.00*
DCRG7700	Receiver 0.15-30.0 MHz AM/CW/SSB/FM	455.00	FT203R	Transceiver 2m 2.5W multimode synthesised	309.00
MEMG7700	Receiver c/w 12 channel memory	1.50	FT203R	Transceiver 70cm 1W multimode synthesised	209.00*
FR7700	DC modification kit	74.75	FT203R	Nicad cell, 2.2 Ah "C" size	2.70
FR7700	Memory option	48.30	FT203R	Slow charger (180mA)	10.75
FFS	Antenna tuner/switch	43.70	FT203R	Slow charger (220mA) (13A style)	9.60
FRV7700A	Active antenna	89.70	FT203R	Mobile mount	28.75
FRV7700B	Low pass filter 500 KHz	90.85	FT203R	Soft carrying case	4.60
FRV7700C	Converter 118-130 130-140, 140 150 MHz	85.10	FT203R	Antenna telescopic (spare)	6.15
FRV7700D	Converter 118-130 140-150, 50-59 MHz	92.00	FT203R	Flexible helical antenna	5.75
FRV7700E	Converter 140-150 150-160, 118-130 MHz	94.30	FT203R	Antenna 70cms, 0.5 wave, semi-flexi	7.65
FRV7700F	Converter 150-160, 160-170, 118-130 MHz	94.30	FT203R	Antenna 70cms, 0.25 wave, semi-flexi	9.95
WMRG7700	Workshop manual FRG7700	9.00	FT203R	Linear amplifier 2m 10W	69.00
FRG8800	Rx 0.15-30.0MHz AM/CW/SSB/NBFM(WBFM) memories	525.00	FT203R	Linear amplifier 6m 10W	50.00*
FRV8800	Converter 118-175MHz	95.00	FT203R	Multimode transceiver 6m	379.00
FRVWFM	Module for wide band F.M.	23.75	FT203R	Power supply unit	57.50
YM24A	Hand 2K, 6 pin min, speaker/mic, handheld	18.80	FT203R	Station console - 2 transceivers, DTMF etc.	9.95
YM36	Hand 600, 8 pin, noise cancel	9.20	FT203R	Linear amplifier 50W output 2m	79.00*
YM37	Hand 600, 8 pin	32.95	FT203R	Workshop Manual FT480R	115.00
YM38	Stand 600/50K, 8 pin scan	46.00	FT203R	Multimode multiband base station c/w 2M	13.00
YM39	Hand 600, 6 pin min keyboard	12.65	FT203R	Main frame only	839.00
YM47	Hand 600, 7 pin, scan control	46.00	FT203R	HF module for 15M, 12M and 10M	685.00
YM48	Hand 600, 8 pin, keyboard	20.20	FT203R	6m module	215.00
YM49	Hand 600, 7 pin, speaker/mic	46.00	FT203R	2m module	200.00
YM50	Hand 600, 7 pin, keyboard	9.20	FT203R	70cm module	155.00
YE7A	Hand 600, 4 pin	26.45	FT203R	Full duplex module	270.00
YD148A	Stand 600/50K, 4 pin	18.85	FT203R	600Hz CW filter	100.00
MH 18B	Hand 600, 8 pin scan adjustable tone	64.40	FT203R	DC Lead for FT226R	44.85
MD-18B	Desk 600 8 pin scan adjustable tone	14.95	FT203R	Technical Supplement 726	8.50
SP55	External Mobile speaker	14.95	FT203R	Tx/Rx, 2M/70cms, 25W/25W, full duplex	520.00
YH55	Headphones padded low Z 1/4" jack	14.95	FT203R	Voice synthesiser module	T.B.A.
YH77	Headphones lightweight low Z 1/4" jack	14.95	FT203R	12V power supply	57.50
MF-1A3B	Boom Microphone Mobile	14.95	FT203R	World time clock quartz	34.90
YH1	Lightweight mobile headset/boom	14.95	FT203R	Low pass filter	29.50
SB1	PTT switch box wired for FT208/FT708	14.55	FT203R	Terminated Wattmeter 5-30-150W FSD	97.75
SB2	PTT switch box wired for FT208/FT790	15.70	FT203R	Data Logger (V.F.T., etc.)	419.75*
SB3	PTT switch box wired for FT202		FT203R		

\* Special offer - limited stocks. # Matches FT980 and FRG8800. + Accessories for FT209 also

LEEDS  
SMC (Leeds)  
257 Odey Road,  
Leeds 16, Yorkshire  
Leeds (0532) 782326  
9-5.30 Mon-Sat

CHESTERFIELD  
SMC (Jack Tweedy) Ltd  
102 High Street  
New Whittington  
Chesterfield  
Chest. (0246) 453340  
9-5.30 Tues-Sat

BUCKLEY  
SMC (TMP)  
Unit 27, Pinfold Lane  
Buckley, Chwyd  
Buckley (0244) 549563  
10-5 Tues-Fri  
10-4 Sat

STOKE  
SMC (Stoke)  
76 High Street  
Talke Pits, Stoke  
Kidsgrove (07816) 72644  
9-5.30 Mon Sat

GRIMSBY  
(SMC) Grimsby  
247A Freeman Street  
Grimsby, Uncs  
Grimsby (0472) 59388  
9.30-5.30 Mon-Sat

JERSEY  
SMC (Jersey)  
1 Belmont Gardens  
St. Helier, Jersey  
Jersey (0634) 77067  
9-5 pm Mon-Sat  
Closed Wed

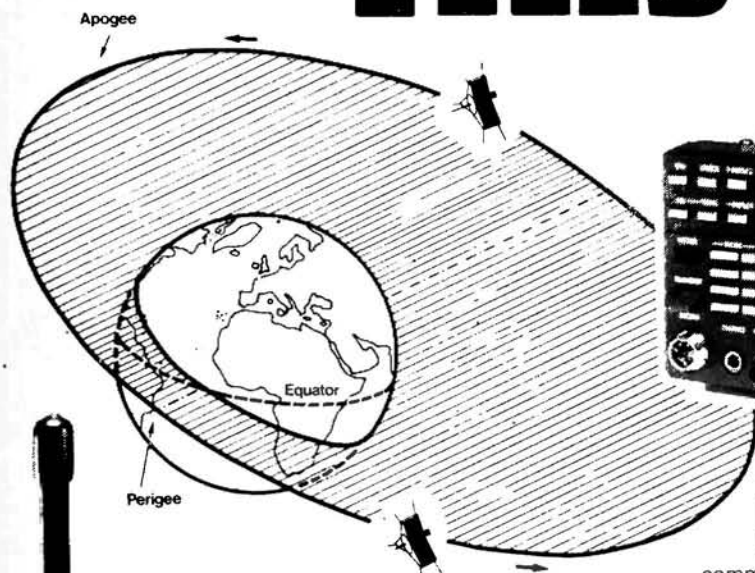
EDINBURGH  
SMC Scotcomm  
23 Morton Street  
Edinburgh EH15 2HN  
Tel: 031-657 2430  
10-5 Tues-Fri, 9-4 Sat

N IRELAND  
SMC N. Ireland  
10 Ward Avenue  
Bangor  
County Down  
0247 464875

Southampton Showroom open 9-5.30 pm Monday to Friday, 9-1 pm Saturday.

HEAD OFFICE S.M. HOUSE, RUMBRIDGE STREET, TOTTON, SOUTHAMPTON, SO4 4DP, ENGLAND.  
& MAIL ORDER Tel: (0703) 867333. Telex: 477351 SMC COMM G. Telegram: "Aerial" Southampton

# ICOM IS OUT OF THIS WORLD.



## IC-271 & 471

ICOM can introduce you to a whole new world via the world communications satellite OSCAR. Did you know that you can Tx to

OSCAR on the 430-440MHz IC-471 and Rx on the 2m. IC-271.

By making simple modifications, you can track the VFO's of the Rx and Tx either normally or reverse. This is unique to these ICOM rigs and therefore very useful for OSCAR 10 communications. Digital A.F.C. can also be provided for UOSAT etc. This will give automatic tracking of the receiver with digital readout of the doppler shift.

The easy modifications needed to give you this unique communications opportunity are published in the December '84 issue of OSCAR NEWS. Back issues of OSCAR NEWS can be obtained from AMSAT (UK), LONDON, E12 5EQ.


## BUT, ON THE OTHER HAND...

### IC-02E IC-04E, (70cm).

The new direct entry microprocessor controlled IC-02E is a 2 meter handheld jam packed with excellent features.

Some of these features include: scanning, 10 memories, duplex offset storage in memory and odd offsets also stored in memory. Internal Lithium battery backup and repeater tone are of course included. Keyboard entry is made through the 16 button pad allowing easy access to frequencies, duplex, memories, memory scan and priority

The IC-02E has an LCD readout indicating frequency, memory channel, signal strength, transmitter output and scanning functions. New HS-10 Headset, with earphone and boom microphone, which operates with either of the following:- HS 10-SB Switch box with pre-amplifier giving biased toggle on, off and continuous transmit. HS 10-SA Voice operated switch box, with pre-amplifier, mic gain, vox gain and delay. The IC-2E and 4E continue to be available.



Thanet ICOM Thanet ICOM Thanet ICOM Thanet ICOM Thanet ICOM Thanet ICOM Thanet ICOM



**(Please contact us or your local Icom dealer for current prices)**

The first IF is 70.045 MHz. Any XIT and RIT adjustment is shown on the display. The transmitter features high reliability 2SC2904 transistors in a low IMD (-32dB@ 100W) full 100% duty cycle. For more detailed information on this excellent set please get in touch with us



You can scan the whole band between VFO's/scan memories and VFO's. Adjustable scan rate 144 to 146 MHz, remote tuning with optional IC-HM1 microphone. Digital frequency display, Hi/Low power switch. Optional Nicad battery system allows retention of memory.



Special Offer as from 15th January '84  
IC-290D reduced to £469 and the IC-290E  
to £399. Also 70cm version IC-490E, £529.  
Take advantage of this money saving offer.

**Agent** Gordon G3LEQ, or telephone Knutsford (0565) 4040.  
Please telephone first, anytime between 0900 – 2200 hrs.  
**Gordon also sells Yaesu products.**

You can get what you want just by picking up the telephone. Our mail-order dept offers you free, same-day despatch whenever possible, instant credit, interest-free H.P., telephone Barclaycard and Access facility and a 24 hour answering service. Please note that we now have a new retail branch at 95, Mortimer Street, Herne Bay, Kent tel:69464 Give it a visit, BCNU.


**Thanet**

**Thanet**

**Thanet**

**Thanet**

**Thanet**

**Thanet**

**Thanet**

**Thanet**

**Thanet**

**Thanet**

**Thanet**

**Thanet**

**Thanet**

**Thanet**

**Thanet**

**Thanet**

**Thanet**

# SKYBRIDGE

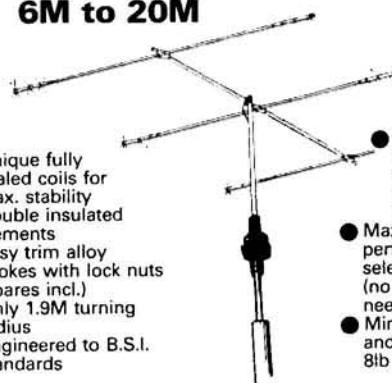
**MAIL ORDER & SHOP, 441 PRINCES ROAD, DARTFORD, KENT DA1 1RB. Tel: (0322) 91454**

Information: PIP 50p on orders less than £20 in value otherwise post free. All components full spec & guaranteed. Discounts available on orders over £50 phone for details. For unlisted components phone for prices. Goods normally despatched by return post.

<b>CABLE per metre</b>	1000/25	41p	2200/35	74p	DIN line skt 2 pin	15p
Wire wrap	1000/35	45p	3300/25	74p	5 pin	30p
Red/White/Black. Solid 1/6	1000/63	75p	3300/35	92p	D-type plug 9W	80p
11 colours	2200/10	39p	4700/10	59p	15W	150p
Hook-up 7/2 11 colours	2200/16	46p	4700/16	74p	25W	150p
Heavy Duty 32/2	2200/25	55p	4700/25	103p	D-type skt 9W	140p
4 colours					15W	200p
Extraflex Red/Black					25W	450p
Tinned Copper per 4oz reel					D-type rt ang skt	9W
SWG 16	25p	10uF	25p		15W	P0A
SWG 18	80p	22uF	35p		25W	P0A
SWG 20	85p	33uF	40p		D-type rt ang plug 9W	P0A
SWG 24	95p	47uF	40p		15W	P0A
En Copper per 2oz reel		50p	100uF	70p	25W	P0A
SWG 14	105p				Covers 9	120p
SWG 16	80p				15	120p
SWG 18	80p				Latches 9	30p
SWG 20	90p				15	50p
SWG 22	90p				25	60p
SWG 24	105p				Power plug 2.1mm	15p
SWG 26	105p				2.5mm	15p
Figure 8 per metre					IEC line skt	95p
7/25	13p				IEC chassis plug	90p
Coloured ribbon per foot					IEC chassis skt	90p
10 way	20p				IEC line plug	70p
20 way	40p				Bulgin P429	50p
34 way	80p				P646	165p
Mains per metre 2/core					P430	125p
Round 3A	20p				P649	135p
Round 6A	45p				P650	110p
3 Core	50p				P635	100p
Round 3A	35p				P636	130p
Round 6A	50p				P551	300p
Round 13A	80p				P552	100p
<b>POWER</b>					SA2403	160p
1mm T&E	40p				SA2404	95p
1.5mm T&E	45p				SA2190	50p
2.5mm T&E	60p				SA1862	50p
6mm T&E	150p				SA2111	200p
TV Coax	40p				SA2019A	150p
<b>SCREENED</b>					SA2020	140p
Single Round	17p				SA2367	180p
Twin Round	20p				SA2368	95p
Figure 8 min	20p				Many other connectors adapt-	
Figure 8 std	30p				ers & leads in stock.	
4 Core	70p				<b>OPTO</b>	
Spiral Wrap 1/2"	15p				LED std red	10p
1/4"	20p				green	18p
1/2"	45p				yellow	15p
Wide range of cable markers,					LED min red	10p
sleeving, ties, fixings in stock					green	18p
Phone for details.					yellow	18p
<b>CAPACITORS</b>					LED cup std	3p
Plate ceram 1.8pF-22nF	8p				min	3p
disc	11p				Large range of panel lam-	
10pF	10p				pholders, de luxe LED's etc.	
47pF	15p				<b>FUSEWARE</b>	
100pF	15p				20mm panel holder	45p
470pF	15p				1 1/2" panel holder	59p
1000pF	15p				20mm chassis holder	14p
<b>POYSTYRENE</b>					1 1/2" chassis holder	17p
22pF	13p				Fuse holder	14p
47pF	8p				Fuse cups	3p
68pF	8p				20mm fuses, 100mA, 150mA	
100pF	8p				110p	
150pF	8p				250mA, 500mA, 1A, 1.5A, 2A, 3A	
220pF	8p				140p	
330pF	8p				5A	9p
470pF	8p				20mm antsurge fuses, 500mA,	
560pF	8p				1A, 2A	12p
680pF	8p				1 1/2" fuses 100mA, 150mA	
1000pF	8p				20p	
<b>POLYESTER</b>					250mA, 500mA 1A, 2A, 3A, 5A	
0.1uF	8p				10A, 13A, 15A	9p
0.15uF	8p				1" Fuses 2A, 3A, 5A, 13A	15p
0.22uF	8p				<b>RESISTORS</b>	
0.33uF	8p				60A	
0.47uF	8p				1W 5% E24	2p
0.68uF	8p				4W 1% E24	7p
1uF	8p				1W 5% E12	10p
<b>ELECTROLYTIC uF/V</b>					3W WW R22-1R	30p
1/63	8p				3W WW R22 +	20p
2.2/50	8p				7W WW	30p
4.7/63	8p				10W WW	35p
10/16	8p				25W WW	170p
10/25	8p				WW pots 3W high quality	275p
10/35	8p				10R 25R 50R, 100R, 250R, 500R	
10/63	13p				1K 5K, 10K, 50K	
22/10	8p				<b>SEMICONDUCTORS</b>	
22/16	10p				So extensive is the range of	
22/25	10p				listed semiconductors. Please	
22/35	11p				send large S.A.E. for details.	
22/63	15p				<b>TRANSISTOR MOUNTS</b>	
47/10	10p				T03	10p
47/16	11p				10p	T066
47/25	13p				15p	
47/35	15p				<b>DIL SOCKETS</b>	

# ALTRON

**TOWERS, MASTS, AERIALS**  
**AQ 6-20 4 BAND (2EL+3 EL)**  
**\* SPACE SAVER \***  
**6M to 20M**



- Unique fully sealed coils for max. stability
- Double insulated elements
- Easy trim alloy spokes with lock nuts (spares incl.)
- Only 1.9M turning radius
- Engineered to B.S.I. standards
- Resonant length reflector and driven elements for improved VSWR (1:1 min.)
- Maximised F/B performance by selective detuning (no gimmick "quad" needed)
- Minimized wind load and weight (only 8lb wt.)

2 Element £114.50 UK p&p £4.50 3 Element £169.00

**LOOKS FAMILIAR? WELL IT'S NOT!**  
**IT'S OUR OWN UNIQUE DESIGN - THAT WORKS!**

Send SAE (9x6) for full details of these and many other Altron Products - Callers welcome. Open Mon-Fri 9am-5pm, Sat 9am-12.45pm.  
**WE DESIGN - WE MAKE - WE SUPPLY. DIRECT.**  
**YOU GET BEST VALUE AND SERVICE - SAVE \$\$\$**  
Prices include VAT & UK carr. C.W.O.

**THE ONLY MANUFACTURERS OF ALTRON PRODUCTS**

**ALLWELD ENGINEERING**

UNIT 6, 232 SELSDON ROAD,  
SOUTH CROYDON, SURREY CR2 6PL.  
Telephone: 01-880 2995 (24hr) 01-681 6734  
Normally despatched within 7 days



## HOW DO YOU GET TOP PRICES FOR YOUR SECONDHAND GEAR? ANSWER CONTACT G3RCQ'S USED EQUIPMENT CENTRE

**"AUCTION"** Auction your surplus gear from the comfort of your own fireside! HOW? Let's say you have a Yaesu FT290 for sale and you value it at £200. You send me 10% (£20) for inclusion into the auction. Your reserve price of £200 will not be quoted so you may even get bids over and above what you expect. Whatever the selling price there is no further payment. The first agreed price is all you pay the 10% on, for this fee I will advertise your equipment in LIST A RIG (those of you who have sold gear through the list will know how successful it is)

**NATIONAL ADVERTISING FREE!** I will advertise nationally in all monthly magazines on a rotation basis lists of all items to be auctioned. Potential purchasers will be invited to submit their bids by post to me before a specified date (auctions will be monthly). All bids will be forwarded to you, the seller. It is then up to you to contact the bidder of your choice and conduct the sale.

**NO SALE - NO FEE** If after advertising your gear for two months it does not sell I will return your 10%.

**LIST-A-RIG** To include your advert onto the list but not into the auction, send £2 for a maximum of 40 words. Adverts will remain on the list for 2 months.

**INSTANT CASH!** If you cannot wait and you must have cash today then I will buy your gear. Please phone or write I PAY THE BEST PRICES.

**BUY & TRY** If you buy a rig from me you have one month to change your mind! If during the first month of purchase you decide you have made a mistake or you simply cannot get on with the rig I will allow you 90% in part exchange for another rig of equal or greater value. If you want cash back without another rig I will give you 80% of your purchase price.

**A FAIR DEAL IS MY POLICY** When you deal with G3RCQ you get a straight deal - a full no quibble guarantee, coupled with free advice covering 25 years of amateur radio.

SEND S.A.E. TODAY FOR CURRENT LIST TO:

**G3RCQ ELECTRONICS,**  
**USED EQUIPMENT CENTRE,**  
**65 CECIL AVENUE, HORNCHURCH, ESSEX**  
**TELEPHONE: HORNCHURCH (040 24) 55733**

Please leave a message on the answer phone 73's de DAVE & CORAL G3RCQ & G4RCQ.






Have you made  
any New Year  
resolutions,  
Bernie?



?  
Readers'  
suggestions  
welcome!



# FIRST WITH THE NEW LINES



SX400




**YAESU 2700**  
Duo-band Transceiver  
\* 70cm and 2m FM  
\* 25 watts output per channel  
\* Full duplex facilities  
\* Many other features  
**PHONE FOR BEST PRICE**



ICOM IC-74L



**YAESU FRG 8800**  
Receiver with very special features  
\* Frequency coverage 500kc to 30MHz  
\* Memory and scan facilities  
\* VHF converters available  
**PHONE FOR BEST PRICE**



AR2001



YAESU  
757GX



ICOM IC-R71

## EVEN FASTER BUY MAIL ORDER



24 HOUR TELEPHONE  
ORDER SERVICE

YAESU	£
FT880 HF Tx/Rx	1329.00
SP980 speaker	61.50
FT777 HF Tx/Rx	479.00
MARKT77 marker	10.85
FP700 PSU	145.00
FC700 ATU	103.00
MMB16 mount	14.40
FT757GX HF Tx/Rx	718.00
FC757AT ATU	245.00
FP757GX PSU	145.00
FP757HD PSU	179.00
FL100Z amp	599.00
FT790R 2m Tx/Rx	279.00
FT790R 70cm Tx/Rx	259.00
FT209 2m Tx/Rx	239.00
FT209 RH 5w	259.00
NC11 charger	10.55
NC nicads	22.00
CSC1A case	4.45
YHA/S Ant	5.65
MMB11 mount	28.19
NC9C charger	9.20
PNB2 pack	23.00
PAS 12v	16.00
MMB10	8.45
FT203R 2m h/hold	175.00
MH-12A2B mic	17.60
MMB21 bracket	8.00
FT230R 2m 25w	269.00
FT230R 70cm 10w	239.00
FT226R 2m	775.00
430/726	259.00
144/726	165.00
50/726	195.00
SAT726	99.90

KENWOOD	£
TS330S HF tx/rv	1150.00
AT930 ATU	150.00
SP930 speaker	62.96
TS430S HF tx/rv	759.00
PS430 AC psu	119.00
SP430 speaker	31.00
AT250 ATU	27.00
MB430 mobile unit	12.00
FM430 FM mod	36.50
TS830S HF tx/rv	758.00
VFO230 VFO	258.00
AT230 ATU	143.00
SP230 speaker	43.00
TS330S HF tx/rv	669.00
VFO240 VFO	95.00
TS130S HF tx/rv	576.00
TL120 200w 1in	17.00
MB100A mobile mount	19.50
SP120 speaker	27.99
SP140 speaker	14.49
AT130 ATU	98.95
PS20 PSU	57.75
TL922 2kw	950.00
TS711E PHONE	458.00
TR9130 2m tx/rv	49.00
BO9A base	323.00
TR7930 2m tx/rv	469.00
TW4000A 2m/70cm	249.00
TS2600 2m H/H	73.90
V8250 30w amp	54.50
ST2 charger	14.50
SC4 case	33.90
MS1	17.00
SMC25 speaker/mic	26.50
PB25 nicad	25.40
LH2 case	5.98
BT11AA case	17.00
DC25 12v	279.00
TR6600 70cm H/H	319.00
TM401A 70cm	270.00
TM201A 2m	14.95
SP50 speaker	272.00
R600 Rx	436.00
R2000 Rx	

ICOM	£
IC751 HF Tx/Rx	1,099.00
ICP35 PSU	149.00
IC745 HF Tx/Rx	839.00
IC730 HF Tx/Rx	659.00
PS15 PSU	119.00
ICR70 Rx	565.00
ICR71 Rx	619.00
FL45 filter	45.00
FL63 filter	39.00
IC2KL 1kw	1,349.00
IC271E 2m base	629.00
IC271M 2m 100w	649.00
ICP25 PSU	89.00
IC2900 2m 25w	499.00
IC471E 70cm base	735.00
IC490E 70cm	495.00
IC02 2m h/hold	239.00
IC04 70cm h/hold	1.50
HM9 speaker/mic	16.50
LC3 case	6.95
LC11 case	25.00
BP3 nicad	25.00
BP4 AA	7.96
BPS	48.00
DC112v	12.50

MICROWAVE	£
MML144/30LS	75.00
MML144/100S	92.00
MML144/100LS	149.95
MML144/100HS	149.95
MML144/100LS	169.95
MML144/200S	245.00
MML432/30L	139.95
MML432/50	129.95
MML432/100	245.00
MML435/600	29.90
MM2001	189.00
MM4001KB	299.00
MMT144/28	109.00
MMT432/28S	159.95
MMT432/144R	184.00
MMT1296/144	215.00
MMC144/28	29.90
MMO50/500	75.00
MMF144	11.90

DATONG	£
FL1	79.35
FL2	89.70
FL3	129.00
D70 cw tutor	56.35
AD270 MPU	51.75
AD370 MPU	69.00
DC144/28	39.60
ANF	67.85
SRB2	86.25

TONNA	£
2050S 50mHz	33.15
20104 144mHz	14.95
20109 144mHz	17.70
20209 144mHz	20.00
20118 144mHz	32.40
20113 144mHz	31.00
20117 144mHz	37.60
20419 430mHz	20.70

**PRICES CORRECT AT TIME OF GOING TO PRESS**  
ALL OFFERS SUBJECT TO AVAILABILITY.  
WE CANNOT POSSIBLY LIST EVERY SINGLE  
ITEM WE STOCK, BUT WE DO CARRY ALL THE  
WELL-KNOWN BRANDS INCLUDING:  
**ALINCO** Rotators and VHF amps  
**BNOS** Power supplies and VHF amps  
**DIAMOND** antennas  
**JAYBEAM**  
**T.E.T.**  
**DRAE**  
**ICS** AMTOR  
**WRASSE** slow scan  
**TONNA** antennas  
**HI-MOUND** keys  
**AKD** wavemeters  
**SMC** HS antennas  
**F.D.K.**  
**MICROWAVE MODULES**  
**MUTEK**  
**TONO** RTTY/CW/AMTOR  
**CONFIDENTIAL FREQUENCY LIST**  
**PHONE FOR BEST PRICES FOR**  
**CASH, OR CHEQUE ON NEW AND**  
**SECONDHAND**  
**CLOSED - Mondays OPEN Wednesdays**  
**TUES, WED, THURS, FRI 9.30-5.30.**  
**SAT 9.30-5.00.**

ALL PRICES INC. VAT



LONDON  
373 UXBIDGE ROAD  
ACTON,  
LONDON W3 9RH  
Tel. 01-992 5765 6

NORTHERN  
38 BRIDGE STREET,  
EARLESTOWN, NEWTON LE WILLOWS  
MERSEYSIDE WA12 9BA  
Tel 092 52 29881

more on your wavelength

# RADIO SHACK

FOR  
EVERYTHING  
IN

# AMATEUR RADIO

## TELSCAN SCANNER ANTENNAS


Indoor or outdoor, neat,  
and unobtrusive  
(without all the hairy  
legs) 60-600 MHz,  
1 metre high.  
**£19.55 P&P £3.00**

## TELESCAN-Z

Scanner Antenna with  
built-in automatic pre-  
amp for weak stations  
and attenuator for  
strong ones.

**£49.95 P&P £3.00**

## PRO-30 Hand-held Scanner



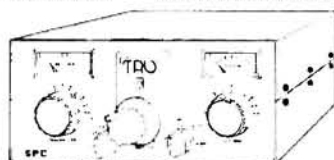
Covers 68-88 MHz VHF-Lo, 144-148 MHz Ham,  
108-136 MHz AM Aircraft, 138-144 MHz,  
148-174 MHz VHF Hi, 380-450 MHz Ham,  
450-470 MHz UHF-Lo, 470-512 MHz UHF-Hi

Mains Adapter ..... £6.99

DC Adapter ..... £4.49

**£229.95**

## TAU SYSTEMS NEW TUNER SPC 3000 - THE GREATEST



**FROM STOCK £349.95**

## THE GREATEST TRANSCEIVER COLLINS KWM 380



**FROM STOCK-AFFORDABLE!**



## RADIO SHACK LTD

(Just around the corner from West Hampstead Station on the Jubilee Line)

Giro Account No. 588 7151 Telephone 01-624 7174 Telex: 23718

188 BROADHURST GARDENS,  
LONDON NW6 3AY



## COMMUNICATION CENTRE OF THE NORTH

The largest range of communications equipment  
available in the North. Full range of receivers,  
transceivers, antennas, power supplies, meters.  
Ali tubing - wall brackets etc.

We are the original amateur radio suppliers in the  
North West with 20 years experience in all types of  
equipment.

We are the only official TRIO stockists in the North  
West. Full range of equipment on display. Guaranteed  
after sales service.

### RECEIVERS

TRIO R600 Solid State Receiver **£285.00**

TRIO R2000 Solid State Receiver **£456.00**

JRC NRD515 Receiver **£965.00**

YAESU FRG7700 Receiver **£385.00**

Wide Band Scanning Receiver AR2001,  
25-550 MHz **£365.00**

R532 Airband Receiver **£186.00**

Yaesu FRG8800 Receiver **£525.00**

Please send SAE for full information and up-to-date  
prices as these fluctuate to change in sterling rates.

For the caller a wide range of Aluminium Tubing, Clamps,  
etc. at competitive prices, i.e. 12' x 2" Ali Tubing **£9.00**.

Full range of RSGB and ARRL publications in stock.

Part Exchanges welcome. Second hand lists daily.

Send S.A.E. for details of any equipment.

HP terms. Access/Barclaycard facilities.

Open 6 days a week. 24 Hour Mail Order Service.

Phone 0942-676790.

## STEPHENS JAMES LTD.

47 WARRINGTON ROAD,  
LEIGH, LANCs. WN7 3EA.



*"Run more than  
ten tasks on a  
ZX81-FORTH ROM?"*

Sure! More than 10 tasks  
simultaneously and, in some  
cases, up to 300 times faster!  
That's what replacing the basic  
ROM with the new FORTH does  
for the ZX81 - and more!

The brains behind the  
breakthrough belong to David  
Husband, and he's building  
Skywave Software on the strength  
of it. Already orders are flooding  
in and it's easy to see why.

The ZX81-FORTH ROM gives  
you a totally new system. In  
addition to multi-tasking and split  
screen window capability, you  
can also edit a program while  
three or four others are executing,  
schedule tasks to run from 50  
times a second to once a year, and  
with a further modification switch  
between FORTH and BASIC  
whenever you like

Return of post subject to availability.

The ZX81-FORTH ROM gives  
you a normal keyboard with a 64  
character buffer and repeat, it  
supports the 16k, 32k, 64k RAM  
packs, it is fig-FORTH compatible  
and it supports the ZX printer.

The price, too, is almost  
unbelievable. As a "fit it yourself  
Eprom", complete with manual,  
it's just £25 + VAT.

Add £3 p&p UK (£6 Europe, £12  
outside Europe) and send your  
order to the address below.



David Husband  
73 Curzon Road, Bournemouth,  
BH1 4PW, ENGLAND  
Tel (0202) 302385  
International +44 202 302385



# TOOLTRONICS

## MINIATURE TOOLS

### PRECISION JEWELLERS' TOOLS

Rustproof Tempered Handles and Blades Chrome Plated Handles. Swivel Heads for use on Precision work

#### 5T21 SCREWDRIVER SET

6 precision screwdrivers in hinged plastic case. Sizes 0.8, 1.4, 2, 2.4, 2.9 and 3.8mm **£1.75**

#### 5T31 NUT DRIVER SET

5 precision nut drivers in hinged plastic case. With turning rod. Sizes - 3, 3.5, 4, 4.5 and 5mm **£1.75**

#### 5T41 TOOL SET

5 precision instruments in hinged plastic case. Crosspoint (Philips) screwdrivers - H0 and H1 Hex key wrenches. Sizes - 1.5, 2 and 2.5mm **£1.75**

#### 5T51 WRENCH SET

5 precision wrenches in hinged plastic case. Sizes 4, 4.5, 5, 5.5 and 6mm **£1.75**

## SIGNAL INJECTOR

Simple push button operation. Oscillates at 700-1kHz with harmonics to 30MHz. 14V p/p output. Impedance 100Ω. Ideal for trouble shooting with audio equipment. One "AA" penlight battery supplied. O/Nr. VP96 **£2.50**

## LOGIC PROBE

Automatic levelling. White LED indication. Minimum width of measuring pulse 30 milliseconds. Maximum input frequency 10MHz. Input impedance 100kΩ. Power consumption. 40mA maximum. 4.5-18V d.c. **ORDER No. VP97 £10.50**

## CURRENT/POL CHECKER

Heavy duty test prods with built-in indicators for testing polarity. Indicates whether a.c. or d.c. 3.5V to 400V. O/Nr. VP98 **£3.00**

## TESTER

Universal tester with ceramic buzzer. Tests diodes, transistors, resistors, capacitors and continuity. One "AA" penlight battery included. Test current. Max 2μA. Test voltage. 1.2V. Response range. 100MΩ. Max voltage. 500V. Internal resistance. 390kΩ. Length. 135mm. **£5.00** O/Nr. VP99

## CIRCUIT TESTER

D.C. continuity tester for circuit checking on all low voltage equipment and components. Diode checking also possible. Takes two AA batteries. 90cm lead has crocodile clip. Body length 145mm. O/Nr. VP100 **75p**

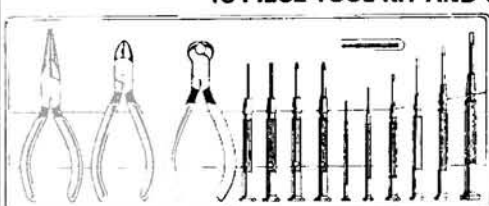
## MINIATURE VICE

Miniature plastic and metal vice with strong suction base for portability. Single action to secure or release suction. Plastic jaws with rubber pads. 20mm wide, open out to 40mm. Dims. 85 x 65 x 60mm approx. **FANTASTIC VALUE** O/Nr. VP95 **ONLY £1.60**

## METRIC & BRITISH MEASURES

Steel tapes in sturdy ABS plastic case. Silk wrist strap. These yellow coated convex tapes have inch and metric graduations. Automatic push button return. 2m long x 13mm wide. O/Nr. VP89 **£1.75**

## 13 PIECE TOOL KIT AND CASE



13-piece tool set housed in attractive moulded plastic case with clear sliding cover. 1 off 5" snipe nose "radio" pliers with side cutters. 1 off 4 1/2" side cutters. 1 off 4 1/2" end cutters. 2 off hex. "Allen" key drivers 2mm and 2.5mm. 2 off cross point "Philips" drivers No. 0 and No. 1 with tommy bar. 6 off precision screwdrivers. Sizes from 1mm to 3.5mm.

**ONLY £7.50** ORDER No. VP102

## LOW COST CUTTERS/PLIERS - SPECIAL DRIVERS

Miniature round nose cutters - insulated handles 4 1/2 inch length. Order No. Y043  
Miniature long nose pliers - insulated handles 5 1/2 inch length. Order No. Y044  
Miniature bend nose pliers - insulated handles 5 1/2 inch length. Order No. Y045  
Miniature end nippers - insulated handles 4 1/2 inch length. Order No. Y046  
Miniature snipe nose pliers with side cutters and serrated jaws - insulated handles 5 inch length. Order No. Y042

### FLEXY DRIVER

A flexible shaft screwdriver for those awkward to get at screws. Overall length 8 1/4 inch. Order No. FS-1 Flat blade 4mm FS-2 Cross point No. 1 **£1.75 each.**

### GRIP DRIVER

8 inch long screwdriver with spring loaded grip on and to hold screws in position while reaching into those difficult places. Order No. SD-1 Flat blade 4mm SD-2 Cross point No. 0 **£1.20 each.**

**ALL AT £1.55 each**

## ANTEX SOLDERING IRONS

MODEL	WATT	O/Nr.	PRICE
SX	25 watt	1931	<b>£5.40</b>
CX230	17 watt	1972	<b>£5.30</b>
CX250	15 watt	1948	<b>£5.20</b>

**ANTEX ST4 IRON STAND**  
Chromium plated steel spring - in plastic base insulated with wiper pad. O/Nr. 1939 **£1.75**

**PORTABLE SOLDERING IRON**  
12vlt. 25 watt. Works from car battery. 2 core cable with heavy duty croc clips. O/Nr. 1971 **£5.60**

**Ireal outdoor motorist, boat, caravan, o.w.-er. SK1 SOLDERING KIT** for miniature work. Kit consists of 1-15w iron (C240) 3 bits. 3.32", 5/32", 3/16". Solder & heat shunt + Booklet "How to Solder". O/Nr. 1938 **£8.00**

## THE THIRD AND FOURTH HAND

You always need but have never got until now. This helpful unit, with rod mounted horizontally on heavy base, crocodile clips attached to rod ends. Six ball & socket joints give infinite variations and positions through 360 also available attached to rod, 1 2 1/2" dia. magnifier giving 2.5x magnification. Helping hand unit available with magnifier as illustrated. **ORDER No. T402 £5.50** Without magnifier **ORDER No. T400 £4.75**

## UNIVERSAL STAND

A combined Third & Fourth Hand with magnifier and Soldering Iron Stand all in one unit. A must for all who solder and need hands free! O/Nr. 403 **£5.50**

## BI-PAK SOLDER-DESOLDER KIT

Kit comprises: O/Nr. VP80 1 High Quality 25 Watt General Purpose Lightweight Soldering Iron 240V mains incl 3/16" (4.7mm) bit. 1 Quality Desoldering Pump. High Suction with automatic ejection. Knurled anti-corrosive casing and Teflon nozzle. 1.5 metres of De Soldering braid on plastic dispenser. 2 yds (1.83mm) Resin Cored Solder on Card. 1 Heat Shunt 100 tweezer Type. Total Retail Value over £12.00. **OUR SPECIAL KIT PRICE £9.95**

## AUTOMATIC WIRE STRIPPER

Will clamp 5 different sizes of wire, strip and remove the insulation in one single operation. Accepts wires of dia., 1mm, 1.6mm, 2mm, 2.6mm and 3.2mm. Has hardened steel cutting surfaces, spring loaded insulated handles. O/Nr. 1997 **£5.45**

## BA BOX SPANNER SET

Contains one of each size: 0BA, 2BA, 4BA, 6BA, 8BA. Fixed Chrome Vanadium. 31mm Shaft in Plastic Handle. O/Nr. 2057 **£4.00**

## DESOLDERING PUMP

High suction pump with anti-corrosive casing & Teflon nozzle. O/Nr. 1936 **£4.50** Spare nozzle O/Nr. 1937 **50p**

**CRIMPING SET** A crimping tool set consisting of a crimping tool suitable for insulated terminals. Supplied with 34 assorted terminals in a plastic tray with hinged, transparent lid. O/Nr. 1966 **£3.75**

## PICK-UP TOOL

Spring loaded "Pearl grip" pick up tool for small components. Four fingers extend to 14mm dia when plunger is pressed and close up when retracted. Chrome metal. Pocket clip. O/Nr. VP139 **£1.75**

## IC EXTRACTION TOOL

IC Extraction is made relatively easy with this tool! The IC is held by specially designed teeth. O/Nr. 2015 **50p**

## MAINS NEON TESTER/DRIVER

Has strong transparent handle with insulated screwdriver blade & pen type pocket clip - rated at 500v max. Length 140mm (5 1/2"). O/Nr. 2016 **55p**

## SUB-BOX

A neat swivelling disc provides close tolerance substitution resistors of 36 preferred values from 5 ohms to 10kΩ. Simply fix clips into circuit and swivel until optimum result is achieved. O/Nr. VP112 **£4.75**

## BATTERY TESTER

Tests all types of battery including standard, NiCAD, Alkaline etc. Takes all standard sizes including 6V lantern batteries and watch/hearing aid cells. Also tests fuses and lamps by means of internal 9V (PP3) battery. Can also be used to recharge NiCAD batteries by means of external 3.12V d.c. power supply (not included). Dims: 185 x 103 x 30mm (approx). Full instructions provided. O/Nr. VP101 **£7.00**

## POWER SUPPLY

Power supply fits directly into 13 amp socket. Fused for safety. Polarity reversing socket. Voltage switch. Lead with multi plug input - 240V AC 50Hz. Output - 3, 4, 5, 6, 7.5, 9 & 12V DC Rating - 300mA MW88. O/Nr. 137 **ONLY £3.75**

## BRAND NEW LCD DISPLAY MULTITESTER

RE 188m  
LCD 10 MEGOHM INPUT IMPEDANCE  
\* 3 1/2 digit \* 16 ranges plus hFE test facility for PNP and NPN transistors \* Auto zero auto polarity \* Single-handed push-button operation \* Over range indication \* 12.5mm (1 1/2-inch) large LCD readout \* Diode check \* Fast circuit protection \* Test leads battery and instrument included

Max indication 1999 or 1999  
Polarity indication Negative only  
Positive readings appear without sign  
Input impedance 10 Megohms  
Zero adjust Automatic  
Sampling time 250 milliseconds  
Temperature range 5 C to 50 C  
Power Supply 1 \* PP3 or equivalent 9V battery  
Consumption 20mW  
Size 155 88 31mm

**RANGES**  
DC Voltage 0-200mV  
0-2.0 200-1000V Acc 0.8%  
AC Voltage 0-200-1000V  
Acc 1.2% DC Current 0-200uA  
0-2.0 200mA 0-10A Acc 1.2%  
Resistance 0-2.0 20-200k ohms  
0-2 Megohms Acc 1%  
BI-PAK VERY LOW PRICE **£45.00 each**  
Leather case for 188m **£2.50 EACH**

## MULTITESTER

1,000 upv including test leads & Battery  
AC volts - 0-15-150-500 1,000  
DC volts - 0-15-150-500 1,000  
DC currents - 0-1ma-150ma  
Resistance - 0-25 K ohms  
100 K ohms  
Dims - 90 x 61 30mm

O/Nr. 1322 **OUR PRICE £6.80 ONLY**

## HT320 MULTITESTER

Facilities for testing transistors. Mirror Scale leads and batts  
SPEC  
DC Volt: 20,000 O.P.V.  
AC Volt: 8,000 O.P.V.  
DC Volt: 0-0.1 to 0.25  
10-50-250  
1000v  
AC Volt: 0-10-50-250  
1000v  
DC Current: 0-50uA-  
2.5mA  
25mA-0.25A  
Resistance: 2K 20K 2M 20M Ohms  
AF Output: 10dB to +22dB for  
10v AC  
As a Trans Tester tests Leakage, Current (Ico), DC Current Amplification Factor (Ife)  
146 x 95 x 55mm  
**Order No. 1323 £15.40**

## BI-PAK PCB ETCHANT AND DRILL KIT

Complete PCB Kit comprises  
1 Expo Mini Drill 10,000RPM  
12V d.c. incl. 3 collets & 3 x Twist Bits  
1 Sheet PCB Transfers 210mm x 150mm  
1 Etch Resist Pen  
1 1/2lb pack FERRIC CHLORIDE crystals  
3 sheets copper clad board  
2 sheets Fibreglass copper clad board  
Full instructions for making your own PCB boards  
Retail Value over **£15.00**  
**ORDER No. VP81**  
**OUR BI-PAK SPECIAL KIT PRICE £9.95**

## RATCHET SCREWDRIVER KIT

Comprises 2 standard screwdriver blades 5 & 7mm size 2 cross point size 4 & 6 1 Ratchet handle 5-in-1. O/Nr. 329B **£1.45 each.**

# BI-PAK

Send your orders to Dept PW2 BI-PAK PO BOX 6 WARE, HERTS  
SHOP AT 3 BALDOCK ST. WARE, HERTS  
TERMS CASH WITH ORDER. SAME DAY DESPATCH. ACCESS.  
BARCLAYCARD ALSO ACCEPTED. TEL (0920) 3182, GYRO 388 7006  
ADD 15% VAT AND 75p PER ORDER POSTAGE AND PACKING



Use your credit card. Ring us on Ware 3182  
NOW and get your order even faster. Goods  
normally sent 2nd Class Mail.  
Remember you must add VAT at 15% to your  
Total order.  
Postage add 75p per Total order.



# RSGB BOOKS

## How to pass the RADIO AMATEURS EXAMINATION



### How to Pass the Radio Amateurs Examination

Edited by G. L. Benbow G3HB

This newly published book is a guide to would-be amateurs intending to sit the Radio Amateurs Examination. It is intended to complement the Radio Amateurs' Examination Manual, giving facts about the examination and how to cope with multiple-choice type questions. There is a comprehensive series of test papers, included in the book. All the questions have been devised by members of the Education Committee of the RSGB and are set in a similar style to those encountered in the RAE.

Chapter Titles: What is a multiple-choice examination?; Tackling the multiple-choice RAE; Mathematics for the RAE; Preparing for the RAE;

Sample multiple-choice examination papers.  
91 pages, paperback 246 by 184mm

Price £3.42

### Locator Map of Europe

The new international (Maidenhead) locator system comes into use on January 1 1985. This new map published by the RSGB shows locator squares for Europe at a glance, with an inset world-wide locator map showing the main locator squares for the rest of the world. The instructions for its use are printed in 17 European languages including English. Sizes 625 by 900mm.

Price £1.95

There is also a desk version of the map printed on card.

Price 70p

### OTHER RSGB PUBLICATIONS

A guide to Amateur Radio (19th edn)	£3.91
Amateur Radio Awards (2nd edn)	£3.68
Amateur Radio Call Book (1984 edn)	£7.14
HF Antennas for All Locations	£7.35
Microwave Newsletter Technical Collection	£6.83
Morse Code for Radio Amateurs	£1.64
Radio Amateurs' Examination Manual	£3.84
Radio Communication Handbook (paperback)	£11.79
Teleprinter Handbook (2nd edn)	£12.72
Television Interference Manual	£2.31
World at their Fingertips	£7.75
VHF/UHF Manual (4th edn)	£10.58
Meteor Scatter Data	£3.51

### Logbooks

Amateur Radio Logbook	£2.77
Mobile Logbook	£1.23
Receiving Station Logbook	£2.87

### Maps

Great Circle DX Map	£2.43
World Prefix Map in full colour (wall)	£2.53

### OTHER PUBLICATIONS

Active Filter Cookbook (Sams)	£12.71
All About Cubical Quad Antennas (RPI)	£5.83
Amateur Single Sideband (Ham Radio)	£5.46
Antenna Anthology (ARRL)	£6.00
ARRL Antenna Book (Hardback for p/b price while stocks last)	£8.78
ARRL Electronics Data Book	£4.47
Beam Antenna Handbook (RPI)	£6.83
Better Short Wave Reception (RPI)	£6.83
Care and Feeding of Power Grid Tubes (Varian)	£6.99
CMOS Cookbook (Sams)	£13.07

Membership of the Radio Society of Great Britain is open to all Radio Amateurs and Listeners. For details of subscriptions and the benefits of membership, please contact the Membership Services Department. All items in this advertisement include post and packing. Members of the Society are entitled to discounts on these prices. Personal callers may obtain goods minus postage and packing charges. Please allow up to 28 days for delivery.



**RSGB Publications**  
Cranborne Road, Potters Bar,  
Hertfordshire EN6 3JW

### NEW THIS MONTH

**K525 PRESET PACK** - Big, Big variety of types and sizes submin, min and std MP, slider, multim and cermets are all included. Wide range of values from 20R to 5M. 100 assorted £6.75; 250 £12.95; 1000 £48.

**K528 ELECTROLYTIC PACK** - All ready cropped for PCB mounting, this pack offers excellent value for money. Good range of values and voltages from 0.47µF to 1000µF 6v to 100v £3.95; 250 £8.95; 1000 £32.

**K531 PRECISION RESISTOR PACK** - High quality, close tolerance R's with an extremely varied selection of values mostly 1/4 and 1/2w tolerances from 0.1% to 2% - ideal for meters, test gear etc. 250 £3; 1000 £10.

**K532 RELAYS** - Wide selection of styles, voltages and contacts 4v 240v, AC/DC, SP to 4PCO 20 for £6; 100 £25.

**K517 TRANSISTOR PACK** - 50 assorted full spec marked plastic devices PNP NPN RF AF Type numbers include BC114 117 172 182 183 198 239 251 214 255 320 BF 198 255 394 2N3904 etc etc. Retail cost £7+; Special low price 275p

**K523 RESISTOR PACK** - 1000 - yes 1000 1/4 and 1/2 watt 5% hi stab carbon film resistors with pre-formed leads for PCB mounting. Enormous range of preferred values from a few ohms to a several megohms. Only 250p; 5000 £10; 20,000 £36.

**K520 SWITCH PACK** - 20 different assorted switches - rocker, slide, push, rotary, toggle, micro etc. Amazing value at only 200p.

**K522 COPPER CLAD BOARD** - All pieces too small for our etching kits. Mostly double-sized fibreglass 250g (approx 110 sq. ins.). For 100p

### FIBRE OPTICS

Scoop purchase of single and twin cable. For use with visible light or infra-red. Core 1mm dia, overall 2.25mm dia. Single 50p/m; 20m coil £5.30. Twin 90p/m, 20m coil £11.00.

### PCB MOUNTING NI-CADS

Much sought after 4.8V 150mA batts with PCB mntg tags on 25mm pitch. Batt size 25x16 Ø. Ideal for paralleling. 99p ea; 10+ 85p; 25+ 70p; 100+ 60p.

### 1984/85 CATALOGUE

84 page A4 size Bigger, Brighter, Better - more components than ever before! With each copy there's discount vouchers Bargain List, Wholesale Discount List, Bulk Buyers List, Order Form and Reply Paid Envelope. All for just £1.00!! Winter Supplement due out November. Send large SAE for your free copy.

### RADIO/AUDIO PANELS

**Z908** - Panel 147x38mm with 2 x TDA1004 6W audio amp IC's not soldered in! so they can easily be removed. Also 1000/16, 1000/10 x 2, 470/16 elc's, ceramic discs, R's, also choke (All easily removed). Stereo Amp? Only £3.00 (IC's cost £4 ea).

**Z909** - Another board which escaped the clutches of the flow solder machine - 103x39mm, this is an RF panel with a TDA1200 FM/IF chip & uPC1176C noise canceller + R's & C's inc. tants. Chips cost around £8 together. Price for panel £2.50.

**Z910** - 139x39mm, this panel has soldered in components - TCA4500A and TBA651R, AM radio with IF amp. Probably complete RF section of radio as IF's and trimmers are on board, + R's, C's etc. £2.50.

### 1W AMPLIFIER

**Z914** - Audio amp panel 95x65mm with TBA820 chip. Gives 1W output with 9V supply. Switch and vol control. Just connect batt. and speaker. Full details supplied. Only £1.50, 10 for £12; 25 for £25; 100 £75.

**Z915** - Stereo version of above 115x65mm featuring 2 x TBA820M and dual vol. control. £3.50; 10 for £30; 25 for £65; 100 £200.

### AM TUNER PANEL

**Z916** - For use with mono amp above. Neat panel 80x45mm. Only £1.50; 10 for £12.00.

### POWER/VU METER

Neat unit 40x40mm scaled 0.25 200uA movement. Only £1.00; 10 for £8; 25 £17; 100 £58.

Official orders welcome - minimum invoice charge £10. No. min. on CWO. Goods normally despatched by return of post.

Our shop has enormous stock of components and is open from 9.15 AM Mon-Sat. Come & see us!!



Minimum order £10

**GREENWELD**  
443B Milbrook Road Southampton  
SO1 0HX Tel (0703) 772501/783740  
ALL PRICES INCLUDE VAT: JUST ADD 60p P&P

## Master Electronics - Microprocessors - Now! The Practical Way!


● Electronics - Microprocessors - Computer Technology is the career and hobby of the future. We can train you at home in a simple, practical and interesting way.

● Recognise and handle all current electronic components and 'chips'.

● Carry out full programme of experimental work on electronic computer circuits including modern digital technology.

● Build an oscilloscope and master circuit diagram.

● Testing and servicing radio - T.V. - hi-fi and all types of electronic/computer/industrial equipment.



## New Job? New Career? New Hobby?

SEND THIS COUPON NOW.

### FREE! COLOUR BROCHURE

Please send your brochure without any obligation to

OR TELEPHONE US 0734 51515  
OP TELEX 22758 (24 HR SERVICE)



NAME

I am interested in

ADDRESS

- ☐ ELECTRONICS  
☐ MICROPROCESSORS  
☐ RADIO AMATEUR LICENCE  
☐ CITY & GUILDS EXAMS

Other Subjects

PW/2

British National Radio & Electronics School Reading, Berks RG1 1BR

## AUDIO FILTERS MODELS FL2, FL3, FL2/A

Model FL3 represents the ultimate in audio filters for SSB and CW.

Connected in series with the loudspeaker it gives variable extra selectivity better than a whole bank of expensive crystal filters. In addition it contains an automatic notch filter which can remove a "tuner upper" all by itself. Model FL2 is exactly the same but without the auto-notch. Any existing or new FL2 can be upgraded to an FL3 by adding Model FL2/A conversion kit, which is a stand-alone auto notch unit. Datong filters frequently allow continued copy when otherwise a QSO would have to be abandoned.

Prices: FL2 £89.70, FL3 £129.37, FL2/A £39.67

## ACTIVE RECEIVING ANTENNAS

Datong active antennas are ideal for modern broadband communications receiver—especially where space is limited.

- highly sensitive (comparable to full size dipoles).
- Broadband coverage (below 200 kHz to over 30 MHz)
- needs no tuning, matching or other adjustments.
- two versions AD270 for indoor mounting or AD370 (illustrated) for outdoor use
- very compact, only 3 metres overall length. • professional performance standards.

Prices: Model AD270 (indoor use only) £51.75 Both prices include mains power unit. Model AD370 for outdoor use £69.00

## MORSE TUTOR

The uniquely effective method of improving and maintaining Morse Code proficiency. Effectiveness proven by thousands of users world wide.

- Practise anywhere, anytime at your convenience.
- Generates a random stream of perfect Morse in five character groups.
- D70's unique "DELAY" control allows you to learn each character with its correct high speed sound. Start with a long delay between each character and as you improve reduce the delay. The speed within each character always remains as set on the independent "SPEED" control.
- Features long life battery operation, compact size, built in loudspeaker plus personal earpiece.

Price: £56.35

Our full catalogue plus further details of any product are available free on request.

All prices include VAT and postage and packing. Goods normally despatched within 3 days subject to availability.

Barclaycard, Access Orders—Tel: (0532) 552461

**DATONG ELECTRONICS LIMITED**

write to dept. P.W.  
Spence Mills, Mill Lane  
Bramley, Leeds LS13 3HE  
England  
Tel (0532) 552461

## TRANSFORMERS

## EX-STOCK

INVERTERS  
12/24V DC in 240V AC out  
(13A skt) £64.90

MAINS ISOLATORS				50/25V or 25-0-25V				30/15V or 15-0-15V				100W			
VA	Price	P&P	Secs.	2x25V Tap	Secs.	Volts	2x15V Tap	Secs.	Volts	2x15V Tap	Secs.	Volts	250W	Price	P&P
*20	5.82	1.60	15, 17, 20, 25, 30, 33, 40,	15, 17, 20, 25, 30, 33, 40,	15, 17, 20, 25, 30, 33, 40,	15, 17, 20, 25, 30, 33, 40,	15, 17, 20, 25, 30, 33, 40,	15, 17, 20, 25, 30, 33, 40,	15, 17, 20, 25, 30, 33, 40,	15, 17, 20, 25, 30, 33, 40,	15, 17, 20, 25, 30, 33, 40,	15, 17, 20, 25, 30, 33, 40,	500W	£172.00	£239.50
60	9.49	1.80	20-0-20 or 25-0-25V	20-0-20 or 25-0-25V	20-0-20 or 25-0-25V	20-0-20 or 25-0-25V	20-0-20 or 25-0-25V	20-0-20 or 25-0-25V	20-0-20 or 25-0-25V	20-0-20 or 25-0-25V	20-0-20 or 25-0-25V	20-0-20 or 25-0-25V	1000W	£236.72	
100	11.08	2.00	50V 25V	50V 25V	50V 25V	50V 25V	50V 25V	50V 25V	50V 25V	50V 25V	50V 25V	50V 25V			
200	15.69	2.25	0.5	1	1	1	1	1	1	1	1	1			
250	18.97	2.64	1	2	2	2	2	2	2	2	2	2			
350	23.47	2.70	2	4	4	4	4	4	4	4	4	4			
500	29.23	2.95	3	6	6	6	6	6	6	6	6	6			
750	41.28	3.70	4	8	8	8	8	8	8	8	8	8			
1000	53.00	4.00	6	12	12	12	12	12	12	12	12	12			
1500	68.37	4.70	8	16	16	16	16	16	16	16	16	16			
2000	82.27	5.10	10	20	20	20	20	20	20	20	20	20			
3000	115.35	0A	12	24	24	24	24	24	24	24	24	24			
6000	246.45	0A													
*115 or 240V Pri. 240V				60/30V or 30-0-30V				2x120V, 2x30V				100, 115, 220, 230, 240V			
400/440V ISOLATORS				Secs. Volts available 6, 8, 10, 12, 16, 18, 20, 24, 30, 36, 40, 48, 60, 24-0-24 or 30-0-30V				AUTOS				For step-up or down			
VA	Price	P&P	Secs.	60V 30V	Price	P&P	Secs.	VA	Price	P&P	Secs.	VA	Price	P&P	Secs.
60	9.50	1.80	1	1	1	1	1	60	4.84	1.40	1	60	4.84	1.40	1
100	11.08	2.00	0.5	1	1	1	1	100	6.48	1.60	1	100	6.48	1.60	1
200	15.68	2.25	0.5	1	1	1	1	200	11.84	2.00	1	200	11.84	2.00	1
250	18.97	2.40	1	2	2	2	2	500	13.30	2.24	1	500	13.30	2.24	1
350	23.47	2.70	2	4	4	4	4	1000	22.70	2.80	1	1000	22.70	2.80	1
500	29.23	2.95	3	6	6	6	6	1500	28.17	3.20	1	1500	28.17	3.20	1
1000	52.98	4.00	4	8	8	8	8	2000	42.14	4.00	1	2000	42.14	4.00	1
2000	82.27	5.00	5	10	10	10	10	3000	71.64	4.80	1	3000	71.64	4.80	1
3000	115.37	0A	6	12	12	12	12	5000	108.30	0A	1	5000	108.30	0A	1
6000	228.75	0A	8	16	16	16	16								
			10	20	20	20	20								
			12	24	24	24	24								
12/24V or 12-0-12V				2x12V Secs. Pri. 240V				MINIATURES (SCREENS)				CASED AUTOS			
12V	15	2.41	90	Sec. V	A	Pri	P&P	VA	Price	P&P	Secs.	240V to 115V USA	Price	P&P	Secs.
0.3	1	1	1	3-0-3	1A	3.11	90	20	7.21	1.50	1	socket outlets.			
1	5	3.19	120	6x2	2A	3.45	120	80	9.35	1.60	1				
2	1	4.25	160	9x2	3A	2.59	160	150	12.10	1.90	1				
4	2	4.91	160	9x2	3A	2.59	160	250	14.73	2.00	1				
6	3	7.69	160	9x2	3A	2.59	160	500	22.14	2.20	1				
8	4	8.98	160	9x2	3A	2.59	160	1000	33.74	2.80	1				
10	5	9.82	180	9x2	3A	2.59	180	2000	60.47	4.50	1				
12	6	10.89	190	15x2	2A	2.41	90								
16	8	12.97	212	12-0-12	0.5	3.11	90								
20	10	17.46	244	20x2	3x2	3.39	120								
30	15	21.69	264	20,120,120	9	4.13	120								
60	30	44.45	0A	15-20	2	1A	2								
83	41	51.20	4.50	15-27x2	5x2	4.83	140								
				15-27x2	1A	2	7.30								
				0-CT-15V	5	2.53	90								
				0-CT-15V	4A	6.93	140								
96/48V. Pri. 2x120V				Secs. 2x36/48V				WINDING SERVICES				PLEASE ADD 15% VAT TO ALL ITEMS AFTER P&P			
72/36	36/48	P&P		3VA 15KVA 2 or 3-phase				Plus Toroids							
0.5	1	5.37	120												
2	4	14.69	220												
3	6	17.79	240												
5	10	32.23	320												
6	12	40.36	350												
8	16	44.03	375												

CONSTANT VOLTAGE TRANSFORMERS

Spike-free stable mains  
120VA £148.00  
250VA £179.69  
500VA £219.91  
1kVA £338.40  
2kVA £594.50  
6kVA £1587.00

AVOS & MEGGERS

8 Mk.6 (latest) £138.70  
73 £78.90  
MMS Minor £52.00  
DA211 LCD £68.40  
DA116 LCD £140.30  
DA117 Autorange £175.00  
2000 LCD £72.80  
Megger crank £114.40  
Megger Batt £85.50  
P&P £2.00 VAT 15%

WIRELESS WORLD

MODEM project 600Ω  
line isolator + mains  
transformers £6.90 inc.  
VAT.

METAL OXIDE VAW 5%

ELECTROSIL TM  
RESISTORS £1/100  
12, 33, 47, 50, 100, 150,  
220, 330, 470, 500, 1K,  
1.5K, 2K, 2.2K, 2.7K, 3K, 3.3K,  
3.6K, 4K, 4.7K, 5K, 5.6K,  
6K, 6.8K, 7K, 7.5K, 8K, 8.2K,  
9K, 10K, 11K, 12K, 13K, 15K,  
16K, 18K, 20K, 22K, 24K, 27K,  
30K, 33K, 36K, 40K, 47K, 50K,  
56K, 60K, 68K, 75K, 82K, 91K,  
100K, 110K, 120K, 130K, 150K,  
160K, 180K, 200K, 220K, 240K, 270K, 300K, p.p.p 20p

EDUCATIONAL METERS

Finger screw front terminals  
0-10A, 0-30V DC  
78x98mm  
£3.98 + 50p P&P

## BARRIE ELECTRONICS LTD


Unit 211, Stratford Workshops  
Burlford Road, London E15 2SP  
Tel: 01-555 0228 (3 lines)

# Just Some of our Success Stories...

## POWER SUPPLIES



## LINEARS



## NICADS & CHARGERS



### HIGHEST QUALITY, SUPERBLY CONSTRUCTED

### "A" series power supplies

- Continuous rated output
- Over voltage crow bar
- Over current protection
- Fully R.F. protected
- Large current meters

13.8V. 6amps-12/6A .....£52.90

13.8V. 12amps-12/12A .....£95.45

13.8V. 25amps-12/25A .....£138.00

13.8V. 40amps-12/40A .....£276.00



Goods normally despatched by return  
• ALL PRICES INCLUDE V.A.T.

**B.N.O.S. ELECTRONICS**

B.N.O.S. Electronics Ltd. (Dept PW)  
Bigods Hall Great Dunmow  
Essex CM6 3BE Tel: (0371) 4677

Incorporating over 40 years' design expertise made to highest engineering standards utilising highly regarded Mosfets and GaAs FETs.

LINEAR PART NUMBERING SYSTEM

LINEAR LPM144-3-100 OUTPUT POWER  
PREAMP RF METER FREQUENCY (BAND) INPUT POWER

2M Range		
LPM144-1-100	.....	£172.50
LPM144-3-100	.....	£172.50
LPM144-10-100	.....	£149.50
LPM144-25-160	.....	£207.00
LPM144-3-180	.....	£235.75
LPM144-10-180	.....	£235.75
L144-1-100	.....	£143.75
L144-3-100	.....	£143.75
L144-10-100	.....	£120.75
L144-25-160	.....	£178.25
L144-3-180	.....	£207.00
L144-10-180	.....	£207.00

70 cms.		
LPM432-1-50	.....	£184.00
LPM432-3-50	.....	£184.00
LPM432-10-50	.....	£155.25

### NICADS

Format	Cap. (Ah)	Height (mm)	Diam. (mm)	Prices	
				1-9	10-24
AAA	0.18	45.0	10.51	1.47	1.39
1/2AA*	0.10	17.4	14.7	1.38	1.31
1/3AA*	0.225	25.0	14.7	1.04	0.99
AA	0.50	49.5	14.7	1.08	1.02
AA*	0.50	49.5	14.7	1.14	1.08
NEW AA					
[SUPER]	0.60	49.5	14.7	1.18	1.12
1/4A*	0.45	28.0	17.2	1.18	1.12
RR*	1.20	42.1	22.6	1.86	1.76
C	2.20	49.7	25.9	2.85	2.70
D [SUB]	1.20	60.5	33.5	2.85	2.70
D	6.00	60.5	33.5	5.04	4.80
F*	4.00	60.5	33.5	5.10	4.84
F	7.00	94.0	33.5	7.36	6.98
5F*	10.00	91.3	41.7	POA	POA
PP3	0.11	49x26.5x17.5		4.52	4.29
PP9	1.2	81x52x66		POA	POA



# Amcomm of London

INTEREST  
FREE HIRE  
PURCHASE ON  
MANY  
ITEMS

01-422 9585 FOR FAST DELIVERY

2 YEAR  
GUARANTEE  
ON MANY  
PRODUCTS

## HF TRANSCEIVERS

YAESU FT 980	1299:00
ICOM IC 751	1059:00
TRIO TS 930S	1150:00
YAESU FT 757GX	719:00
TRIO TS 430S	739:00
ICOM IC 745	799:00
YAESU FT 77	499:00

All accessories available for above.  
Carriage and VAT included.

## 2M TRANSCEIVERS FM

YAESU FT 230R 25w mobile	269:00
ICOM IC 27E 25w mobile	289:00
TRIO TM201A 25w mobile	269:00
YAESU FT 208R H/Held 3w	239:00
YAESU FT 209R H/Held 5w	259:00
ICOM IC2E H/Held	169:00
ICOM IC02E H/Held keyboard	239:00
FDK Multi 725x 25w mobile	239:00
YAESU FT 290R	Phone

Carriage and VAT included.

## 2M TRANSCEIVERS MULTIMODE

YAESU FT 726R 2M/70cms/6M/HF Basic	769:00
ICOM IC 271E 25w base stn	625:00
ICOM IC 271H 100w base stn	799:00
TRIO TR 9130 25w mobile	449:00
MULTI 750XX 20w mobile	349:00

Carriage and VAT included.

## 70CM TRANSCEIVERS

YAESU FT 790R Multimode portable	259:00
YAESU FT 703 H/Held	T.B.A.
YAESU FT 709 H/Held	T.B.A.
ICOM IC 4E H/Held	229:00
TRIO TW4000A 70/2M mobile	469:00
MICRO 73 channel 70cms H/Held	99:00

Carriage and VAT included.

## HF/VHF RECEIVERS

YAESU FRG 7700 RECEIVER	385:00
ICOM IC R70	539:00
ICOM IC R71	629:00
TRIO R2000	429:00
TRIO R600	259:00
AR 2001 25/550Mhz	325:00
NRD 515	965:00

★ STAR BUY ★

Carriage and VAT included

## AR 2001 Receiver 25/500 MHz



£325:00 inc VAT

add £3:50 carriage

## ANTENNA COUPLERS

THP HC200 1.8-30MHz 20w pep	82:95
THP HC400L 1.8-30MHz 350w pep	149:00
THP HC2000 1.8-30MHz 25w pep	T.B.A.
AMTECH 300B 1.8-300MHz 300w pep	54:00
ICOM IC AT500 AUTOMATIC	399:00
ICOM IC AT1000 AUTOMATIC	Phone
YAESU FC 757 AUTOMATIC	245:00
YAESU FC 102 WARC 2Kw	Phone
WELZ AC38 1.8-300MHz	73:95

VAT included. Amtech 300B 1.50 others £6 Securicor.

## TELEGRAPH ACCESSORIES

### Hi Mound Keys

HK 708 Hand Key with base	13:67
HK 707 Hand Key with base and dust cover	14:48
HK 706 Hand Key with base and dust cover	15:60
HK 702 Key with marble base and dust cover	29:65
MK 704 Dual lever paddle, no base	12:76
MK 705 Dual lever paddle marble base	23:78
COK-2 Practice oscillator	7:99
Swedish Brass	49:00
KENPRO Iambic Electronic Keyer KP100	75:00
KENPRO Iambic Memory Keyer	169:00
DAIWA DK210 Electronic Keyer	50:00

VAT included. Add £1 carriage per item.

## HEIL ACCESSORIES

HEIL HC3 Microphone Element	22:85
HEIL HC5 Microphone Element (Icom SM5/6)	25:40
HEIL HM 5 Desk Microphone (300Hz-3KHz) cardoid fwd	59:00
HEIL SS2 SPEAKER ... see page 56	65:00
HEIL EQ300 Mic Equaliser	
when ordering equaliser state make of rig	65:00
HEIL BM10 BOOM MIC/HEADSET	
when ordering BM10 state make of rig	65:00



## SWR/POWER METERS

WELZ SP200 1Kw	82:00
WELZ SP300 1Kw	115:00
WELZ SP400 150w	82:00
WELZ SP15M 200w	41:00
WELZ SP250 2Kw	57:75
TOYO TM1X 3.5 150MHz 120w	18:80
TOYO T430 145/430MHz thru line watt meter 120w	44:65
TOYO T435 145/435MHz thru line watt meter 200w	49:35

VAT included. Add £2 per item carriage.

## VHF LINEAR AMPLIFIERS

THP HL30V 0.5-3w in 30w out	39:99
THP HL82V 10w in 85w out	144:50
THP HL110V 10w in 110w out	179:95
THP HL160V 10w in 160w out	244:52
THP HL160V 25w in 160w out	209:73
MML 144/30LS	75:00
MML 144/50S	92:00
MML 144/100S	149:95
MML 144/100HS	149:95
MML 144/100LS	169:95
MML 144/200S	245:00

## UHF LINEAR AMPLIFIERS

MML 432/30L	139:95
MML 432/50	129:95
MML 432/100	245:00
THP HL20U 1-3w in 20w out	77:99
THP HL45U 10w in 45w out	152:77
THP HL90U 10w in 90w out	268:59
ALINCO ELH250C	114:95

B.N.O.S. complete range also in stock.  
VAT included. Add £2 per item carriage.

Prices correct going to press, E. & O.E.

CLOSED MONDAY

Carriage and VAT included.

Goods normally despatched by return.



# Amcomm

SERVICES LTD., 194 NORTHOLT ROAD, SOUTH



HARROW, MIDDX. HA2 0EN. ENGLAND. (Opp. South Harrow Underground Station)

TEL: 01-422 9585. TELEX: 24263

## Got Any Sky~hooks?

RECENT HAPPENINGS in the area of planning applications and appeals about amateur radio masts in the UK are covered in our *News* pages this month. Such problems for radio enthusiasts in the pursuit of their hobby are not confined to the UK. An article in the October 1984 issue of the US magazine *Worldradio* tells in graphic detail the experiences of Dick Knadle K2RIW, well-known for his many contributions to amateur radio communications at u.h.f.

Dick moved to a new property in Huntington, NY, way back in 1969. At about that time, a regulation was passed by the town of Huntington aimed at controlling antenna towers in commercial broadcasting. Since radio amateurs are specifically prohibited by international regulations from "broadcasting", there seemed to be no problem for Dick, and he duly erected his "antenna farm" consisting of 304 elements on 430MHz, atop a 33 metre tower. The whole system was more or less obscured by adjacent oak trees and offended no-one, either from the visual or TVI standpoints.

All went well until 1982, when a commercial radio relay firm applied for planning permission to erect a 79 metre-tall antenna tower with the associated equipment building to house up to 40 transmitters in the immediate neighbourhood of K2RIW. Public opinion was very much against the development and Dick's help was enlisted by his neighbours in their fight to get it stopped. Public opinion triumphed, and the commercial tower application was denied, but on that very day the Huntington Building and

Zoning Board acted on a photograph of Dick's tower, which it had received from the commercial tower applicant. At the end of over two years of fruitless discussions about the tower, Dick was called upon to put his case to the Board at an appeal hearing. Expert witnesses spoke of his pioneering work, and the structural strength of the tower, etc., etc. A 114-signature petition from Dick's neighbours said that they wanted the tower to remain. Even the original commercial tower applicant wrote stating that they now had no objection to Dick's tower. At the end of the meeting, it seemed that the case was won, but when the decision was announced, the town took the position "My mind's made up, don't confuse me with the facts". APPLICATION DENIED!

Now a volunteer group of radio amateurs has been set up under the title of DART (Defend Amateur Radio Towers), to help K2RIW in his fight to prevent commercial tower regulations being used against radio amateurs. We will keep you informed on future progress.

*Geoff Arnold*

### QUERIES

While we will always try to assist readers in difficulties with a *Practical Wireless* project, we cannot offer advice on modifications to our designs, nor on commercial radio, TV or electronic equipment. Please address your letters to the Editor, "Practical Wireless", Westover House, West Quay Road, Poole, Dorset BH15 1JG, giving a clear description of the problem and enclosing a stamped self-addressed envelope. Only one project per letter please.

Components for our projects are usually available from advertisers. For more difficult items, a source will be suggested in the "Buying Guide" box included in each constructional article.

### PROJECT COST

The approximate cost quoted in each constructional article includes the box or case used for the prototype. For some projects the type of case may be critical; if so this will be mentioned in the Buying Guide.

### INSURANCE

Turn to the "News" pages for details of the PW Radio Users Insurance Scheme, exclusive to our readers.

### CONSTRUCTION RATING

Each constructional project will in future be given a rating, to guide readers as to its complexity:

#### Beginner

A project that can be tackled by a beginner who is able to identify components and handle a soldering iron fairly competently. Generally this category will be used for simple projects, but sometimes for more complicated ones of wide appeal. In this case, construction and wiring will be dealt with in some detail.

#### Intermediate

A project likely to appeal to a wide range of constructors, and requiring only basic test equipment to complete any tests and adjustments. A fair degree of experience in building electronic or radio projects is assumed.

#### Advanced

A project likely to appeal to an experienced constructor, and often requiring access to workshop facilities and test equipment for construction, testing and alignment. Constructional information will generally be limited to the more critical aspects of the project. Definitely not recommended for a beginner to tackle on his own.

### SUBSCRIPTIONS

Subscriptions are available at £13 per annum to UK addresses and £14 overseas, from "Practical Wireless" Subscription Department, Room 2816, King's Reach Tower, Stamford Street, London SE1 9LS. Airmail rates for overseas subscriptions can be quoted on request.

### BACK NUMBERS AND BINDERS

Limited stocks of some recent issues of *PW* are available at £1 each, including post and packing to addresses at home and overseas.

Binders are available (Price £5.50 to UK addresses, £5.75 overseas, including post and packing) each accommodating one volume of *PW*. Please state the year and volume number for which the binder is required.

Send your orders to Post Sales Department, IPC Magazines Ltd., Lavington House, 25 Lavington Street, London SE1 0PF. All prices include VAT where appropriate.

Please make cheques, postal orders, etc., payable to IPC Magazines Limited.

## Planning Matters

The 12 October edition of *Planning* magazine contained an intriguing planning appeal snippet under the heading "Mast stays up". From the brief details provided it would appear that planning permission for a "radio ham's" three-section 9m telescopic mast had been refused and when taken to appeal the DOE inspector had granted permission subject to a condition requiring retraction from 7am to 6.30pm, Mondays to Saturdays. The inspector considered this condition to be enforceable. If you face similar problems a transcript of the appeal hearing can be obtained from the DOE, Common Services, Tollgate House, Houlton Street, Bristol BS2 9DJ. The reference is T/APP/5193/C/83/3152/P6.

A second planning appeal transcript arrived at the *PW* offices recently concerning the case of Colin Hyatt, G6HTN, who lives near Fareham in Hampshire—our Technical Editor attended this appeal which lasted for some 6½ hours! A very potted history of events reveals that Fareham Borough Council favour the use of a 12 month limited grant of planning permission for all amateur masts. After this time a further application (including £49 fees) is required. In this case the property was originally Council owned requiring their Housing Committee approval. This was granted

providing the mast was placed at a distance from the rear of the house such that any collapse would not affect the property. The Planning Department subsequently saw fit to increase this distance to 22m (the mast is a 12m, two-section Strumtech) before allowing 12 months permission, with a condition requiring subsequent removal of the mast. The reason quoted by the Council for the limited permission was "to have an opportunity of exercising control over any subsequent use of the site. To enable the local planning authority to review the position in the light of circumstances prevailing at that time".

Before expiration of the limited permission an application for full permission was made, bringing to light complaints of alleged interference to neighbouring TV. The Radio Interference Service were involved in two cases—both proved **not** to be caused by G6HTN and in fact the RIS also checked the station (at the voluntary request of G6HTN) finding no discernable problems. In spite of assurances from the RIS and a meeting involving John Nelson G4FRX, of the RSGB, Fred Robins G3GVM (who is the engineering liaison manager for the UK's leading TV manufacturer), the Council decided to circulate 43 neighbours requesting details of any

TVI. This evoked 14 replies (including one **positive** report from G6HTN!) of which 13 claimed interference. RIS were again involved and again declared the station clean. A further application resulted with the Council then circulating a second questionnaire to **198** households!—only four cases of interference were reported. This second application was subsequently refused on the grounds of **visual** intrusion—if at first we refuse . . . ?

In the final event the appeal inspector for the DOE, Mr M. S. Hancock allowed the appeal and granted full planning permission, providing the mast was relocated 2m from the rear of the house (closer to the shack) and that such antennas thereon should not drastically increase in size, without prior consultation with the Council. In his judgement the inspector recognised that radio amateurs were experimenters and that the mere presence of a radio mast was not sufficient evidence of likely TVI (See "Comment—Making Plans", *PW* December 1984). The case for the appellant was exceedingly well presented by John L. McFall, G4HFX, who is a corresponding member of the RSGB Planning Panel.

Once again a transcript of this appeal is available from DOE. Quote reference T/APP/AA20/C/84/1224/P6 and T/APP/AA20/A/84/15333/P6.

## New Catalogue

South West Aerials, the Parkstone, Dorset based antenna specialists, announce the availability of their latest catalogue.

The catalogue contains details of antennas and accessories, from respected manufacturers, for all amateur radio applications, including satellites,

In addition to the products they stock, South West Aerials also provide a customer consultancy service to solve reception difficulties and problems.

The 22-page, 1985 catalogue includes a separate price list and costs 60p, from: *South West Aerials, 11 Kent Road, Parkstone, Poole, Dorset BH12 2EH. Tel: (0202) 738232.*

### SOUTH WEST AERIALS

11 Kent Road, Parkstone, Poole, Dorset,  
BH12 2EH Tel: (0202) 738232



TVDXing, masthead and distribution amplifiers, filters and combiners, coaxial switches, cables and antenna hardware etc.

## Intro. to Amateur Radio

A one-day non-technical course, providing basic information to help a newcomer decide whether amateur radio has anything to offer him or her, is to be held at Theobalds Park College on Tuesday, 5 February, 1985.

The course will explain who radio amateurs are, what they do, and how to join them.

Currently licensed amateurs, with friends or relatives who have expressed an interest in the hobby, may like to draw their attention to this course.

The course Tutor is Tony Smith G4FAI, and the course fee will be £6.00, which will include lunch and beverages through the day. Enquiries/bookings should be addressed to: *The Principal, Theobalds Park*

*College, Bulls Cross Ride, Waltham Cross, Herts. EN7 5HH. Tel: (0992) 37255.*

## RAE in Gwent

Readers living in the Abergavenny area of Gwent, who are thinking of sitting the March or May 1985 Radio Amateurs Examination, will be interested to learn that a venue to take the examination has been organised in Abergavenny.

Students should register for the March date by 15 January, and for the May examination by 15 February. Late entries can only be accepted for the May examination, and the very last date is 10 March.

All applications should be made to: *The Examination Secretary, Mr D. F. Jones GW3SSY, 80 Croesonen Parc, Abergavenny, Gwent NP7 6PE. Tel: (0873) 38674.*

## Insurance

Readers who are interested in applying to the *PW Radio Users Insurance Scheme* are advised to use the coupon published on page 18 of a previous issue.

*Practical Wireless, February 1985*



## Hand sized Portable

The Trio TH-21E, 144MHz band f.m. transceiver, recently introduced by Lowe Electronics is one of those pieces of equipment that makes you pause and reflect on the developments required to produce the proverbial quart in a pint pot—just to mix non-preferred volumetric measurements! Without recourse to the use of fiendishly pointed oriental finger operation Trio have come up with a *true* hand portable 'no nonsense' rig, ideal for those times when you need to leap out of the shack/mobile in a hurry.

Coverage of 144–146MHz is provided; synthesiser setting-up via thumbwheel switches and +5Hz push button. A rear slide switch provides

simplex, normal and reverse repeater operation, with switchable autotoneburst and power outputs of 150mW or 1W. The receiver features a double conversion superhet arrangement with the first i.f. at 16.3MHz. Sensitivity from the bi-polar front end/f.e.t. mixer combination is quoted at 0.25µV for 12dB SINAD and attendant selectivity –6dB at 12kHz, –40dB at less than 28kHz.

For the record the TH-21E, which costs around £175.00, measures 57 x 120 x 28mm and weighs in at a massive 280g, **including** the flexible helical antenna and AAA battery pack! Also included in the price is a mains powered NiCad battery charger.

Further details from: Lowe Electronics, Chesterfield Road, Matlock, Derbyshire, DE4 5LE. Tel: (0629) 2817, 2430, 4057, 4995.



## Packet Radio Controller

With the first packet radio contacts being confirmed in the UK, licenced amateurs interested in this high technology mode of communication would no doubt like to know that ICS Electronics Ltd. can supply, probably the first commercially available in the UK, packet radio Terminal Node Controllers (TNCs).


First, the PKT-1 from Advanced Electronic Applications Inc. is a fully assembled, tested and cased unit that costs around £500.

Second, is the respected Tucson Packet Radio Groups' terminal unit, in kit form, for approximately £300. Prices for these equipments will fluctuate with the international exchange rate and should be verified with ICS.

Both units, which interface directly

to a transceiver, implement TAPR AX.25 and VADCG protocols, include a MODEM, and are designed to be driven by a dumb terminal unit or a personal computer, equipped with terminal emulation.

Typically, the units are suitable for high speed terrestrial or satellite, error correcting, data communication, with the added facility of multiple QSOs using only one frequency.



Each TNC can act as a digital repeater with the ability to "digipeat" via up to eight other PKT-1 intermediate stations, with the result that error-free and probably extended range communications, even under flat band conditions, may take place. Range advantages would be particular at v.h.f. and above where it would be possible to exceed the normal line-of-sight, single hop restriction inherent at these frequencies.

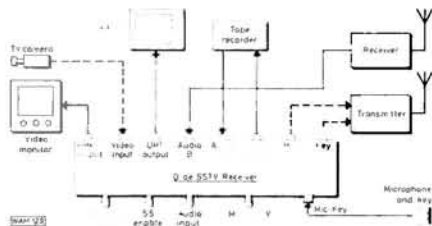
In time, through suitably equipped and attended stations, regular and reliable contacts throughout the length and breadth of the UK would be possible.

For further information, contact: ICS Electronics Ltd., PO Box 2, Arundel, West Sussex, BN18 0NX. Tel: (024 365) 590.

## Slow Scan TV Receiver

Recently introduced by Davtrend Ltd. is the Drae SSTV receiver, a unit designed to decode and store slow scan TV pictures received by amateur band equipment.

Basically, the unit interfaces between a receiver (or transceiver) and a standard u.h.f. television, and picks up the transmission via the audio output of the receiver. Additionally, provision is made for recording of pictures onto a standard cassette recorder and also for



upgrading to full transmit/receive capability.

Operation of the unit is quite simple, assuming connections are as in the diagram, switch on the radio receiver and set the front panel switches as follows; Memory Input to Audio; SS Enable to On; Audio Input to B and select Microphone position. Tune the radio to a slow scan transmission by using the allocated channels as a guide and listening for the "chat" between

pictures to identify the slow scan initially. The distinctive slow scan audio will quickly become a familiar sound—a sample cassette tape is supplied so that the user can become familiar with the operation of the receiver and the characteristic sound of an SSTV signal. Then carefully tune the radio receiver, watching the TV until a stable scan is achieved, with s.s.b. equipment tune for best stability by "tuning down" the audio tone. Some adjustment of receiver level and the potentiometer adjacent to the Audio B input may be required, but should be unnecessary.

The Drae Slow Scan Receiver costs £189, which includes VAT and carriage, and is available from: Davtrend Ltd., Sanderson Centre, Lees Lane, Gosport, Hants. PO12 3UL. Tel: (0705) 520141.



## The Polarphaser

Our Technical Editor was fortunate enough to be invited to a trial demonstration recently of a brand new antenna polarisation control device, about to be introduced by South Midlands Communications.

The Polarphaser has been developed by Bill Sykes, G2HCG, who is well known for his antenna design work, whilst at the helm of Jaybeam of Northampton.

A discrete polarisation selection system designed by G2HCG is featured in the current RSGB VHF Manual and dates back nearly 20 years. However, this and similar designs have all used complex switching arrangements requiring the accurate cutting of  $\lambda/4$  phasing lines, to achieve the phase shift effects. With the Polarphaser, **continuous** 360° adjustment (during transmit, up to the UK legal limit, or on receive) of polarisation is available, simply by the turn of a single control knob. When used in conjunction with an XY crossed Yagi, configured in the X mode, a pair of coaxial feeders (which do not need to be accurately matched) connect to the rear mounted SO239 sockets and the transceiver to the combined output socket.

During the test demonstration, conducted over a 30km semi-obstructed path, to a station similarly equipped, the effects of polarisation adjustment were vividly apparent. An S9 + 10dB indicated signal could be cross-polarised to the point where it was just discernable above the noise (lab tests indicate a very close approach to the theoretical 30dB point) whilst using either vertical, horizontal, R.H. circular




or L.H. circular. Similar results were obtained over direct "line of sight" paths.

For OSCAR satellite users the benefits to be obtained from *instantaneous* shack control over polarisation will be obvious and result in far more effective utilisation of available power resources/receive capabilities. For terrestrial purposes the ability to readily change to separate polarisations will often enable severe co-channel interference, for instance from a vertically polarised mobile, to be substantially reduced or even eliminated. From a pure reception point of view the effects of polarisation adjustment to signals arriving over obstructed paths, with attendant polarisation shifts, can be equally dramatic!

The Polarphaser (which is subject to a pending design patent) is available from SMC or their agents at £49.00 inc VAT. Further information from: *South Midlands Communications, S. M. House, Rumbidge Street, Totton, Southampton SO4 4DP or Tel: (0703) 867333.*

## AR2001-Comp. Scan

During 1985 Lowe Electronics will be introducing an interface board and supporting software to allow the AR2001 scanning receiver to be fully controlled by a microcomputer. Our photo shows an evaluation unit, built in conjunction with AOR, and from the screen picture it can be appreciated that the flexibility of frequency monitoring/scanning is considerable. The IF232C board con-



AR2001					TIME -- 03:01				
NAME	FREQUENCY	STEP	LEVEL	METER					
01	119.0000 Hz.	15.0 KHz	60						
CH	FREQUENCY	MODE	MESSAGE	LEVEL					
1	80.3000	WFM	PAGE 0	6.4					
2	91.7000	WFM	PAGE 1						
3	145.7000	WFM	GOVERNOR REPEATER						
4	300.5000	WFM	PAGE 2						
5	405.5000	WFM	TV CHANNEL 22						
6	145.5000	WFM	CASLEY 2000 REPEATER						
7	119.0000	AM	CASLEY BROADCAST						
8	133.0000	AM	AIR-TRAFFIC CONTROL						
PRESS (On/Off) or Break to Exit									
F1	F2	F3	F4	F5	F6	F7	F8	DEL	WFM
Select	Del	Select	Select	Scan	Hz	WFM	WFM	Stop	EXIT
FREE	Band	Memory	Memory						

tains the active interface with the AR2001 and an RS232 link facility, only requiring a ribbon cable to the micro and a simple regulated d.c. p.s.u.

With the software loaded the host computer provides access to all functions of the AR2001 and can be programmed to scan/monitor any frequency within the 25-550MHz range of the receiver with any permutation of mode/hold time etc. An additional very interesting facility is the on-screen

## New from MM

Several new amateur band products have recently been introduced by Microwave Modules, representing further inroads into current technology.

For those looking for a high performance 144MHz band system the MMT 144/28-R multimode transverter, when used in conjunction with a 28MHz (10m) transceiver provides a very potent combination. Between 250-300mW of 28MHz r.f. feeding an r.f. vox and an a.l.c./manual input level control, result in 25W of 144MHz r.f. The transverter is a linear device with an inbuilt i.e.d. bargraph display indicating relative output. The a.l.c. circuit has a 20dB dynamic range and is incorporated to ensure that a totally clean signal (spurious -65dB or better) is produced, virtually eliminating compressed signals with their resultant i.m.d. effects to "local" stations.



The local oscillator section contains two separate low-noise crystal oscillators running at 116.00 and 115.40MHz. Front panel selection is provided allowing simplex, normal and reverse repeater operation. After buffering and filtering the resulting high level injection at the mixer stage is extremely pure and free from harmonics.

On the receive section the "front end" features an NEC GaAs-f.e.t. in a noise-matched configuration feeding the high level double balanced mixer via bandpass filtering. Gain at i.f. is provided by a j.f.e.t. stage with the overall combination providing good signal to noise ratio, excellent immunity to overload/cross-modulation and a quoted third order output intercept point occurring at +19dBm.

Further details of the MMT 144/28-R which is available at £215 inc. VAT from: *Microwave Modules, Brookfield Drive, Aintree, Liverpool L9 7AN or Tel: 051-523 4011.*

analogue level meter which in conjunction with the displayed signal strength figure, is derived from the receivers a.g.c. line, allowing instant comparisons to be made or a print-out log to be updated.

Whilst this interface has been primarily designed for government monitoring agencies all enquiries will be welcomed.

Look out for a further announcement!

*Practical Wireless, February 1985*

# PHOTO ACOUSTICS LTD. Tel: 0908 610625

58 HIGH STREET, NEWPORT PAGNELL, BUCKS, MK16 8AQ

## TRIO TS 711E



**TS 711E** – The TS 711E is a dedicated 2m multi-mode base station that has its own built-in power supply, speech processor and IF shift. Power output is at least 25 watts, often more. There are also two VFOs and forty memory channels. The VFOs have been designed specifically for use in a multi-mode rig. On SSB and CW you can have a free running VFO but the touch of a switch converts it to 5 or 12.5 kHz click steps. The memories will remember which VFO operation has been selected and whether repeater shift has been selected, or even if it is required. Various scan options are available. The TS 711E will scan the band or the memories, holding for a few moments on occupied frequencies. It can also scan the memories looking at only those frequencies entered in a particular mode. There is also a programmable scan with memory channels 39 and 40 setting the upper and lower limits.

The optional VS1 board provides a voice synthesizer that gives full voice announcement of frequency and whether the rig is set to repeater shift. The mode of operation is indicated by the Morse code for the letters (F for FM, U for USB etc) being generated whenever the appropriate button is pushed.

Another major feature is the DIGITAL CODE SQUELCH. This is a built-in selective tone call system. An alarm is incorporated to let you know if you were called while out of the shack. Six letters or numbers can be sent as part of the selective call. This can be used to activate the optional call sign display and log that will keep a record of everyone who called you with DCS. This is probably the finest 2m base station available

**TS811E**

70cms version. Has all of the facilities of the 711E, including DCS.

£792.15

£898.00

## TH 21E



This tiny 2m handheld measures just 2.24ins wide by 4.72ins high by 1.1ins deep yet still gives a full one watt output.

**£179.48**

70cms version. Same size, same facilities.

Just £199.00

## TR 9130



Still one of the best multi mode 2m mobiles available.

Just £479.62

## IC 290E



Icom's mobile masterpiece. Superb quality for just £399.00.

IC490E 70cms version

£529.00



We have in stock a selection of **Yaesu** and **Philips** p.m.r. equipment – We will also be stocking a full range of cellular radios, including the Philips Vodaphone. We will have equipment for both systems i.e.: Racal Vodaphone and Cellnet. Come in and discuss your needs.

## DRAE SSTV



A complete receiver unit that can be upgraded to transceive with the plug in TX unit that will soon be available. An affordable way into the world of SSTV.

**£189.00**

## HOW TO FIND US

Our shop is situated just four minutes from the M1. Exit at Junction 14 and follow the signs for Newport Pagnell. We are at No 58 in the High Street. Parking is no problem with free parking available opposite, at the rear or round the corner in Silver Street. Don't forget that the famous Milton Keynes shopping centre is less than five minutes away from our shop so wives can enjoy the day out as well.

Come in and see us:  
Derek G3TGE, Kerry G6IZF, Andy G4YOW and Roy G3TLE  
or Phone 0908 610625  
for friendly and helpful advice.

## B.N.O.S. ELECTRONICS



We have in stock a large selection of BNOS products including their Power Supply Units and Linear Amplifiers.

**SPEND UP TO £1,200 INSTANTLY WITH A PHOTO ACOUSTICS LTD. CREDIT CHARGE CARD – APPLY FOR DETAILS**  
**PART EXCHANGE WELCOME, ASK FOR KERRY, ANDY OR ROY**  
Monday-Friday 9.30-5.30 – Saturday 9.30-4.30





# TRIAMBIC KEYER



by Mike Rhodes G4FMS

Morse code isn't everyone's forte and I often wonder whether the majority of those who have come to find it an intriguing method of communication would have done so had it not been for compulsory learning at some stage. The Radio Amateur, who requires a knowledge of the code before being permitted to operate on the h.f. bands is a case in point. I also wonder how much this enforcement influences the operator in his choice of a code generating device. Use of the basic "up and down" key is another requirement and although there's something to be said for such a primitive device and it does have an enthusiastic following, many amateurs look for something easier to use after passing the test.

Thinking a little further along these lines, one might ask the same sort of questions about the various styles of keying paddles that are currently in use. These have evolved over the years but without the co-existence of what we might call "compact" electronics. The full-blown keyboard is another device which has more recently appeared on the Morse scene. This may have plenty of associated electronics but the original idea came from the mechanical typewriter. Why not start from the present time and reconsider the problem? Using currently available components, what sort of device might the Radio Amateur find best suited to his needs?

This is no mean question and despite a strong lobby from the "left foot operators" association, in the end I had to narrow the field and conclude that the use of the left hand is probably the most convenient arrangement leaving the right hand free for operating the rig and pencil. (Left-handed scribes vice-versa). This immediately dismisses the keyboard as a medium, since it requires two hands and, incidentally, some typing ability.

## A New Approach

So here we are back to one-handed operation—nothing new in that! But perhaps it's possible somehow to improve ease and efficiency.

Observation of the technique for operating a standard (telegraph) key convinced me that most of the skill developed is used firstly to eliminate contact bounce and secondly to time key depressions accurately. How much better it would be if, in the first place, we chose a switch specifically designed to reduce contact bounce to a minimum. The keyboard switch is such a device—light in action, good for a few million operations and, moreover, cheap. It's also quite fast in operation—just listen to your typist at her word-processor.

So, having found a suitable switch, the next problem is timing. There are many circuits around for twin paddle

keyers where one paddle operates the dash and the other the dot. These produce self-completing dashes and dots of precise duration and may even include circuitry for defining the minimum gap between characters. Also, to reduce the number of paddle movements, the "Iambic" mode has been developed so that alternate dashes and dots are produced when both paddles are "squeezed" at the same time. This sort of circuit could be used with two keyboard switches and indeed this was an arrangement I used for a considerable time.

## The Double Dot

However, it soon became apparent that because the "dot" and its following interval take only half the time duration of the "dash" and its following interval, then the time available for pressing and releasing the dot key is only half that for the dash key, so that more speed and skill is required by the "dot" operating finger. This led to the idea of splitting the "dot" function between two keys, making three keys altogether, and so equalising the skill level required for the operation of each key.

The "dot" action is split between the two keys by making the first generate a self-terminating single dot with no repeat available and the second generate a self-terminating sequence of two dots (letter I) but in this case the action can be repeated by holding the key into the next "double dot" time period in a similar way to the dash repeat action. The double dot operating finger now has the same timing requirements as the dash operating finger and the single dot can be operated at the same sort of speed since it is only going to produce one dot even if held for twice the duration. To ensure that correct spacing is maintained between the elements of a character, each key must be electrically buffered so that regardless of the speed at which different keys are pressed, as long as they are pressed fast enough, the Morse output will be perfectly timed. An experimental circuit was devised to produce the required action and it also included an iambic mode facility to reduce the number of key movements as mentioned earlier<sup>(1)</sup>.

## Operation

The use of three keys will of course require a short learning period in order to memorise the required key combinations. If we label the three keys "E", "I" and "T" after their respective functions, a rudimentary fingering table can be constructed, see Table 1.

It will soon be found that some of the combinations can be keyed very rapidly indeed. Consider for example the let-

*Practical Wireless, February 1985*

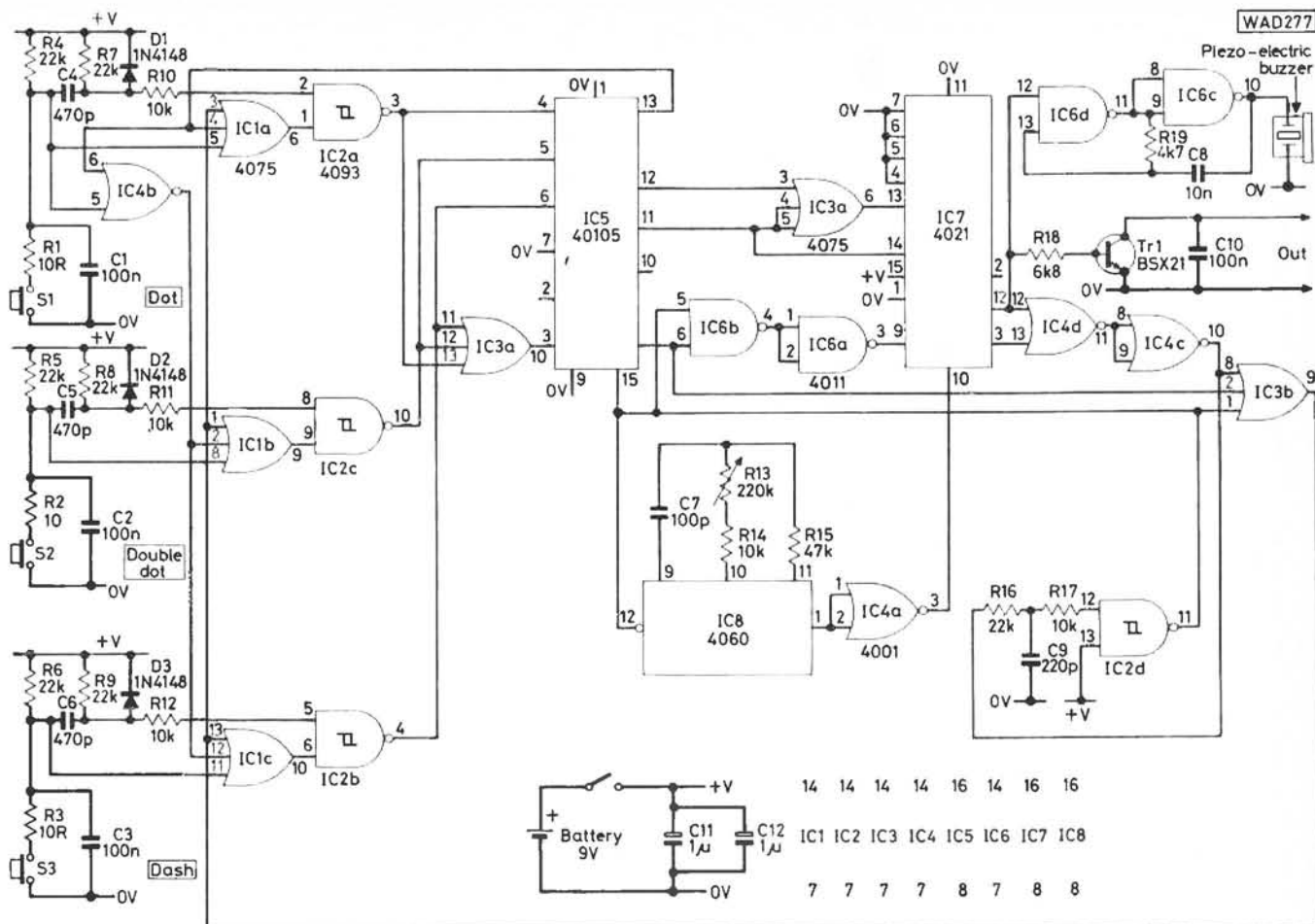


Fig. 1: Circuit diagram of the Triambic Keyer

ter F (di-di dah dit) which can be broken down as I-T-E. With the buffer provided, which gives a sort of type-ahead facility, the three keys can be struck in rapid succession, after which the operator can just wait for the keyer to complete its output before starting the next character. Again the letter S is particularly easy since the two keys I and E can be struck simultaneously and the three dots will appear at the output in due course.

At this stage I should issue a serious warning: **This keyer may become addictive.** The real advantage of the mechanism is probably not too obvious until you've tried it! It appears to have a much more rhythmic action in use than a standard paddle but the operation is by no means de-skilled. The selection of finger sequences soon becomes automatic and extra practice just makes excellent Morse perfect!

## The FIFO Way

The only real problem with the prototype keyer was the size and complexity of the circuit which at the time of construction was considered of secondary importance to proving the principle. A cheap, compact and easily built unit was required to enable operators to test ideas for themselves. This has led to the development of the f.i.f.o. Morse sender.

The f.i.f.o. itself (first in first out) which comes in the usual insignificant looking 16-pin d.i.l. package has integrated much of the original circuitry. It is, in effect, just a queueing buffer which takes inputs in turn—in this case *Practical Wireless*, February 1985

from the keyboard switches—and permits them to appear at the output in the same order but at a different rate—here determined by the setting of the desired output Morse code speed.

Using the f.i.f.o. has enabled the number of integrated circuits to be reduced to eight, which brings the size and cost into comparability with other c.m.o.s. keyers.

## BUYING GUIDE

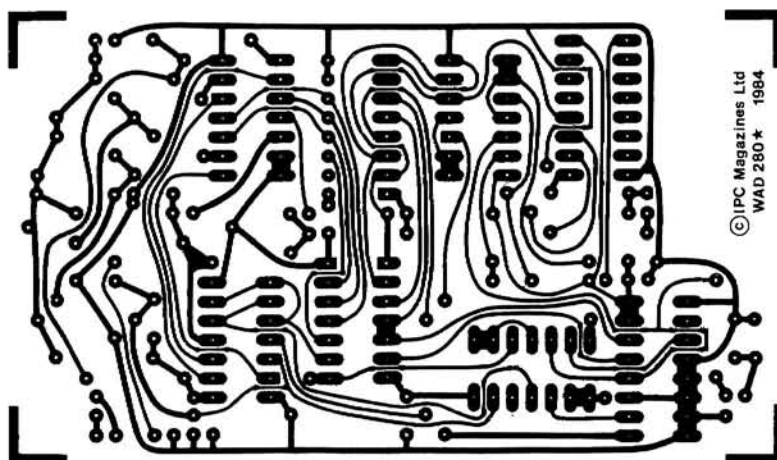
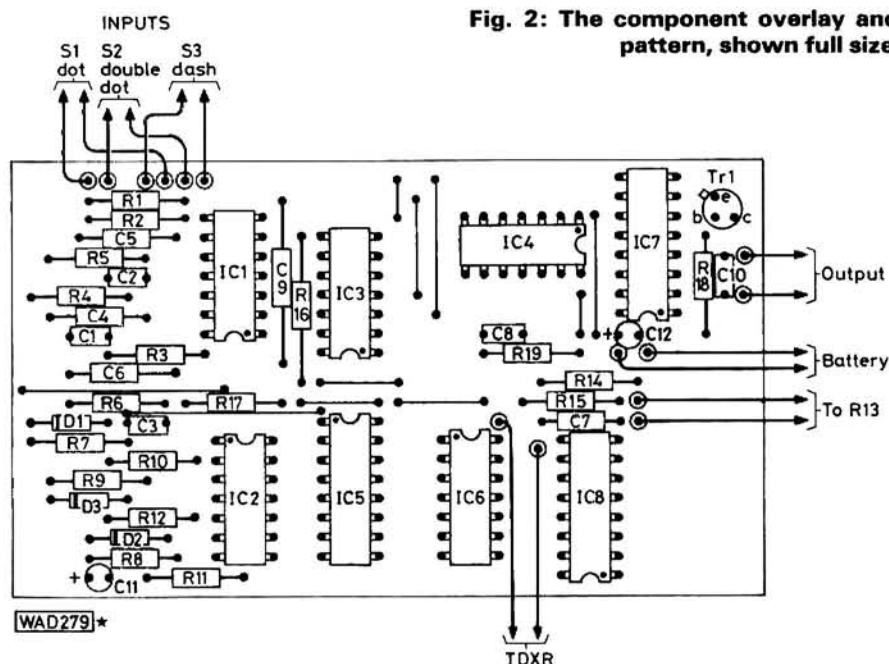
Components for this project should be readily available. The 40105 f.i.f.o. device is available from Maplin, order code QW63T. The key switches and tops are available from Cirkut.

Approximate  
Cost

£16

Construction  
Rating

INTERMEDIATE



© IPC Magazines Ltd  
WAD 280 \* 1984

## Construction

To enable easy construction it was decided to design a single sided p.c.b. making things simple for home production or cheaper if you wish to buy out. The board was designed to fit a standard Bimbox size 113 x 63 x 31mm, although, of course, any suitable enclosure may be used.

Once the components have been collected together, assembly is very straightforward and it shouldn't take longer than the odd rainy weekend to complete. Observation of the usual c.m.o.s. handling instructions and the use of a pencil point soldering iron are strongly recommended.

The only really tedious bit of work seems to be cutting three square holes in the plastics box for the keyboard switches. These can be cut either along one edge of the box or in the bottom, forming the "portable" or "desk" model respectively. The former option fits more easily into the pocket and is convenient for portable or hand-held operation; the latter may be preferable if the keyer is to be located on a horizontal surface in front of the rig or on the chair arm. Three more holes—one for the speed control/on-off switch, one for the output jack socket and a small one for the piezo-electric transducer complete the drilling and hacking. A thin metal strip was bent up to

form a clip for the battery and was securely attached to the bottom of the box with double sided sticky tape. This tape proved very powerful and was also used to attach the transducer; it would also be good enough to locate the battery itself if you didn't wish to bother with making the clip.

All the switches etc. are fitted into the box first and then connected by flying leads to the assembled printed circuit board which after removing the two corners indicated lies neatly (components downwards) just underneath the lid of the box. There's enough room for a small side-tone switch etc. if you want the optional extras.

Points to notice when assembling the components on the p.c.b. are that capacitors C4, C5 and C6 should be inserted last so that they have room to spread over the top of adjacent components since their width may be a little large. The output speed potentiometer is wired so that clockwise rotation reduces the speed to present a more uniformly graduated scale.

## Logic Flow Description

A key depression causes a change from high to low level at the input pulse generator. A simple CR circuit differentiates the level change to produce a pulse fed to the

*Practical Wireless, February 1985*



f.i.f.o. data input via an OR gate. All data input pulses are ORed to make the f.i.f.o. input load pulse (f.i.f.o. loaded with low to high going edge). Up to 16 sequential entries can be loaded into the f.i.f.o.

The loaded pulses pass through the f.i.f.o. to the appropriate data output pins and produce a high level on Data Output Ready. This output is taken to the asynchronous parallel load of the Output Shift Register (o.s.r.) where an encoded version (Morse) of the f.i.f.o. outputs is loaded.

Loading the o.s.r. causes the o.s.r. Empty signals to go low. A delayed version of this signal is used to remove the o.s.r. parallel load, remove the data from the f.i.f.o. and start the output clock.

Morse code is shifted serially from the o.s.r. at a rate determined by the setting of the clock speed (R13). The serial output is fed to an output stage and also to a side tone generator.

When the o.s.r. again becomes empty, the delayed empty signal is removed from the o.s.r. force parallel inputs load to enable transfer of the next data from the f.i.f.o.

If the f.i.f.o. itself has become empty after the last o.s.r. load, the f.i.f.o. reload pulse will be enabled and if keys still remain pressed a f.i.f.o. reload for the appropriate key will take place. This action will follow through to the o.s.r. as before after a negligible delay. If both single dot and dash keys remain depressed, the Iambic feedback will cause alternate dots and dashes to be reloaded.

## ★ components

### Resistors

$\frac{1}{4}$ W 5% carbon film

10 $\Omega$	3	R1-3
6.8k $\Omega$	1	R18
10k $\Omega$	5	R10-12, 14, 17
22k $\Omega$	7	R4-9, 16
47k $\Omega$	2	R15, 17

Potentiometer, with switch

220k $\Omega$ (log)	1	R13
---------------------	---	-----

### Capacitors

Monolithic ceramic

10nF	1	C8
0.1 $\mu$ F	4	C1-3, 10

Polystyrene

100pF	1	C7
220pF	1	C9
470pF	3	C4-6

Tantalum bead 16V

1 $\mu$ F	2	C11, 12
-----------	---	---------

### Semiconductors

Diodes

1N4148	3	D1-3
--------	---	------

Transistors


Tr1	1	BC108
-----	---	-------

Integrated circuits

4001	1	IC4
4011	1	IC6
4021	1	IC7
4060	1	IC8
4075	2	IC1, 3
4093	1	IC2
40105	1	IC5

### Miscellaneous

Toko PB2720 piezo-electric transducer; 3.5mm jack socket; key switches (3) Alps KCC1Q002; tops (3) KT2-1; Bimbox 2003 (113 x 63 x 31mm); 6-F22 (PP3) 9V battery; p.c.b.



The authors prototype Triambic Keyer

## Key to Schematic Diagram

**Key Input Circuits:** This serves two functions a) to produce a pulse for entry to the f.i.f.o., b) to produce a level to gate the f.i.f.o. reload pulse.

**Reload Input Gates:** Gates the f.i.f.o. reload pulse with the key input level qualified by "Iambic mode feedback" level.

**FIFO Input OR:** Passes the key input or the output from the reload gates to the f.i.f.o. data inputs and to the f.i.f.o. input load.

Table 1

A	di-dah	E-T
B	dah-di-di-dit	T-I-E
C	dah-di-dah-dit	T-E-T-E
D	dah-di-dit	T-I
E	dit	E
F	di-di-dah-dit	I-T-E
G	dah-dah dit	T-T-E
H	di-di-di-dit	I-I
I	di-dit	I
J	di-dah-dah-dah	E-T-T-T
K	dah-di-dah	T-E-T
L	di-dah-di-dit	E-T-I
M	dah-dah	T-T
N	dah-dit	T-E
O	dah-dah-dah	T-T-T
P	di-dah-dah-dit	E-T-T-E
Q	dah-dah-di-dah	T-T-E-T
R	di-dah-dit	E-T-E
S	di-di-dit	I-E
T	dah	T
U	di-di-dah	I-T
V	di-di-di-dah	I-E-T
W	di-dah-dah	E-T-T
X	dah-di-di-dah	T-I-T
Y	dah-di-dah-dah	T-E-T-T
Z	dah-dah-di-dit	T-T-I

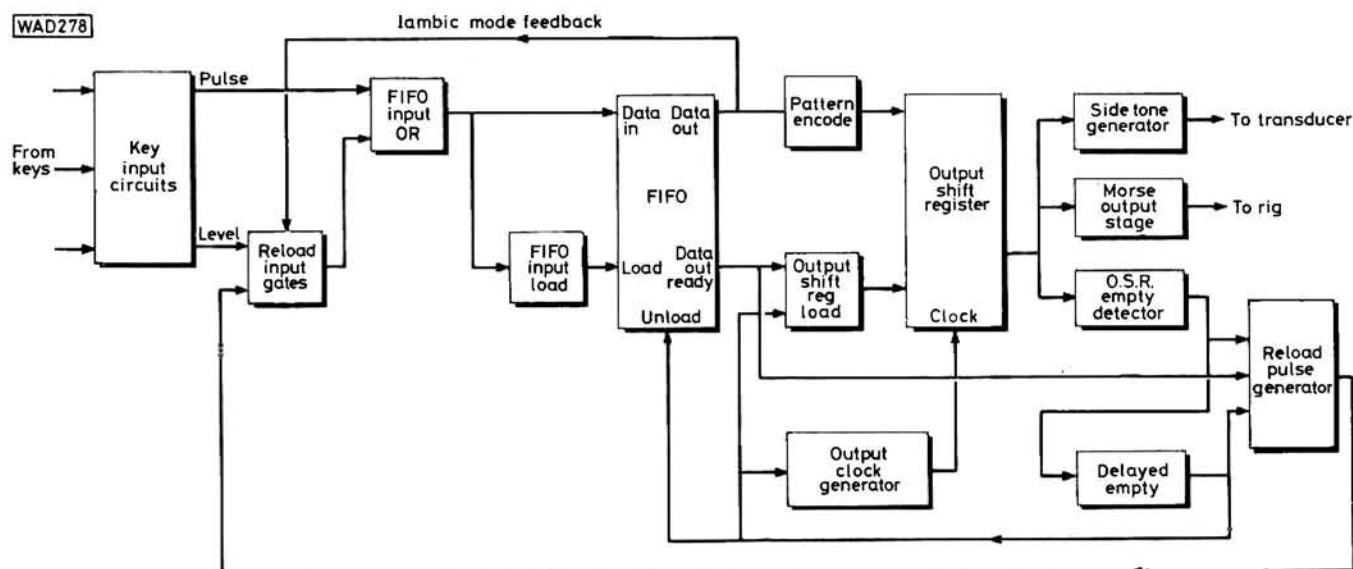


Fig. 3: Block schematic diagram of the Triambic Keyer

**FIFO Input Load:** Takes any f.i.f.o. data input pulse and generates a common f.i.f.o. loading pulse. The f.i.f.o. is loaded on the low to high going edge of this pulse.

**FIFO:** The action of the f.i.f.o. is to store the data inputs in the order received and present them to the data outputs in the same order, together with a "Data Output Ready" signal.

Sequential data outputs are "removed" by presenting a falling edge to the "Shift Out" pin of the f.i.f.o. This permits the next lot of data to appear at the outputs together with its "Data Output Ready" (if more data was available in its store).

When the f.i.f.o. becomes empty, the last data remains at the data outputs although of course the "Data Output Ready" signal still goes low to indicate that the data had been used.

**Pattern Encode:** The data stored in the f.i.f.o. shows which key has been pressed or is to be repeated. This is changed to a pattern corresponding to the Morse code for that key for presentation to the Output Shift Register.

**Output Clock Generator:** This circuit consists of an oscillator whose frequency is controlled by the variable resistor followed by a 14-stage binary counter/divider. The output—taken from the twelfth stage for convenience—makes shift pulses for the Output Shift Register at the "element" frequency of the Morse code to be produced. One element = 1 dot or 1/3 dash etc. The oscillator is enabled as long as the Output Shift Register is "not empty".

**Output Shift Register Load:** This logic controls the serial/asynchronous parallel pin of the Output Shift Register. When the f.i.f.o. Data Output Ready goes high, the encoded pattern is forced into the register. When this action is complete, a feedback from the "not empty" signal allows the Output Shift Register to revert to synchronous shift mode.

**Output Shift Register:** This is an 8-bit serial shift/asynchronous parallel load register. The register is parallel loaded asynchronously from the f.i.f.o. with a pattern corresponding to morse code i.e. with a high level for each output clock element (see Output Clock Generator) and a low level for each space element. Thus, the dash is loaded as high, high, high, followed by lows, and double dot as high, low, high, followed by lows. After being loaded, the register is switched into shift mode and the

loaded pattern is shifted serially to the output. When all highs and one following low have been shifted out, the register will be reloaded from the f.i.f.o. if more data is available.


**Output Shift Register Empty Detector:** This circuit looks at two bits from the Output Shift Register to determine whether a pattern is currently loaded. The pattern always includes a single element space at the end so the detector indicates empty after that space has been shifted.

**Delayed Empty:** The Output Shift Register Empty signal is delayed by 2 to 3 microseconds to allow sufficient time for parallel loading the Output Shift Register and also for making the f.i.f.o. reload pulse.

**Reload Pulse Generator:** This pulse which feeds back to the f.i.f.o. Reload Input Gates is generated from the Empty and Delayed Empty signals and occurs at the point when the Output Shift Register becomes empty but only if the f.i.f.o. itself is also empty.

**Iambic Mode Feedback:** The f.i.f.o. output data indicating "single dot key" as the last output before going empty is used to inhibit the dot key reload pulse and enable the dash (and double dot) key reload pulse when both single dot and dash keys are held at the same time. This causes alternate dashes and dots to be reloaded.

*continued on page 33* ▶▶▶



# TIME STEP ELECTRONICS LTD

## FRG7 OWNERS ARE GOING — DIGITAL AND SIDEWAYS

And you can join them by using our custom designed DFC70 digital frequency counter. The DFC70 is specifically designed for the FRG7 and gives rock steady read out on all bands with 100Hz resolution. Signal frequency is computed and displayed unambiguously on a state of art LCD display specially made for us in Japan. It is not necessary to drill any holes and only one wire has to be connected to a well marked test point in the receiver.

**DFC70 Kit £21.95 Built and tested module £26.95**  
Will also work with the Lowe SRX30 and Drake SSR1.

With our new FM7 adaptor module, you will be able to receive sideways modulation (FM as it is otherwise known). Our superb state of art FM detector uses the very latest 3359 chip from Motorola, and has a built in IF filter and a variable squelch control for noise free monitoring. Although specially designed with the FRG7 in mind, it will happily work with other receivers or transceivers with a 455KHz IF amplifier. The FM7 will add a whole new dimension to your listening activities. You will of course be able to follow legal CB contacts but you will also hear the exciting DX being worked by amateurs on 10 metre FM. Used in conjunction with our DFC7 counter, you can accurately tune to a specific CB or amateur channel and so be sure that you will not miss whatever goes on. **Kit Price £12.95. Tested Module £15.95** For FM reception on receivers with any IF up to 50MHz, the FM 42 is the answer to all your problems. *Please state frequency required when ordering.* **Kit Price £16.95. Tested Module £21.95. 10.7MHz version FM107 £13.95. Built and tested module £16.95.**

## TIMOTHY EDWARDS MK2 144 MHz PRE-AMP HEAR IT LIKE YOU NEVER HEARD IT BEFORE

We are proud to announce that the well known RF consultant Timothy Edwards has given us the exclusive marketing rights to his new 2 metre pre-amp. Timothy Edwards RF designs are used by British Telecom amongst others and so you can be sure that this pre-amp will perform to perfection. It employs the incomparable BF981 which has a better noise figure at 2M than the often used 3SK88. Spec. Size (tiny) 34mm x 9mm x 15mm (same as Mk1) Noise figure 1.0db Gain 26db. 2M PRE kit **£4.95. Built and tested module £9.95.** For Commercial use on 60 to 200MHz Built only **£14.95** (state frequency required). Versions for 156 and 137MHz kit **£4.95** Built and tested module **£10.95.**

**TRANSISTOR** 2 N6456 MHz 30 PoutW 60 Pin W 1.25 Volts 13.8 Price £5 (inc) Not 3SK88 but BF981 Better 2M noise figure 0.6db £1.40 (inc) ZTX 501 Gen purpose PNP 0.5A, 20 for £1.25 (inc)

**BARGAINS**

## NEW LCD COUNTERS

At last a new range of 5 digit LCD counters that will cover up to 200MHz and give 1KHz resolution to 39MHz. Ideal for most short wave receivers using common IFs. Similar to the FC177 but cheaper! Supply voltage 5-15V dc. Will operate on 26 different IF offsets. If this counter range won't do what you want probably nothing will. Works with all of Tony Bailey G3WPO designs, ask for conversion data.

**DFC40 0-4MHz £14.95 built DFC41 0-32MHz £18.50 kit DFC42 0-200MHz £21.95 kit**

**LNA144.** OUR ace RF designer Timothy Edwards has done it again! In line 144MHz RF switched pre amp which needs no modification to any rig. Just put it in the co-ax feed, supply 12V and your deaf rx will have ear ache. Uses the BF981 with a total of 4 tuned circuits for the best out of band rejection. The relays are 50ohm gas filled with earthed metal cans and are good to over 800MHz. This was originally designed for 'British Telecom Satellite Division' hence the provision for gold 14GHz SMC connectors. 1dB noise figure and 18dB gain is guaranteed to improve all standard rigs on 144 146MHz. Will fit in standard diecast box (not supplied). Try one in the car under a wing mounted aerial and be surprised. **LNA144 kit £16.95. Built and tested module £26.95.**

**TONE BURST.** Probably the smallest crystal controlled unit available. 1750Hz  $\pm 0.1$ Hz. Supply 5-15V. Will fit in the tiniest of rigs or even microphones.

**TBI Kit £8.50.**  
**Built and tested module £12.95.**

**2M CONVERTER.** At last a cheap design to allow you to listen to the fascinating world of two metres. Use with any HF receiver that covers 2-4MHz (the FRG7 is ideal) to cover the complete band including SSB-DX, FM simplex and, of course, the love them or hate them Repeaters. The sensitivity is 0.5uV and can be upgraded later to the ultimate of 0.1uV by the use of either of our Pre-Amps.

**DCC144 kit £9.95 Built and tested module £16.95**

**TOP BAND CONVERTER.** Listen to the other local nets and DX on 160m with any 2m SSB receiver. Does not need a large aerial and will comfortably out perform most commercial receivers.

**UC160 Kit £9.95**  
**UC160 built and tested £16.50**

**2M MONITOR RECEIVER.** A superb design featuring crystal and ceramic filters coupled with the MC3359 and BF981 results in an almost bomb proof monitor. Single channel with squelch and 500mW audio amplifier. No coils to wind and little alignment required. Uses standard crystals from 'PM Electronics'. **MON2M Kit £19.95. Built and tested module £29.95.** New 4 Metre version **MON4M kit £21.95. Built and tested module £31.95.** Marine (156MHz) **MON156M kit £21.95. Built and tested module £31.95.** For professional use on 18-200MHz built and tested module **£38.50** including crystal.

**WEATHER SATELLITE RECEIVER.** The hard work taken out of a Weather Satellite Station. Based on the enormously successful 2M monitor but specially designed to allow satellite reception with only a small aerial. Supplied with a crystal for 137.5MHz for immediate use. Be ahead of everybody with weather reports, already in use by progressive farmers.

**WSAT Kit £27.95.**  
**Built and tested module £37.95**

**FRONT END MODULE 47-300MHz.** A ready built and aligned module covering all of 47 to 300MHz in 2 ranges. Use with the FM107 IF module for a tunable FM RX covering 4m 2M TV and PMR bands. Standard 10.7MHz IF output. The uses for this amazingly versatile module are nearly endless. A version is available with a standard TV IF output for DX TV. **EF4200 £27.95. EF4200TV £23.95.**

**GAS FILLED RF RELAY.** New Japanese 50 ohm low loss gas filled RF relay. Only 0.3dB loss at 433MHz with up to 35 watts input. Ideal for switching pre-amps and aerials. VSWR 1.5:1 at 1GHz. 12 volt coil. **DR12V £4.95.**

All prices include postage and VAT. Send 35p for individual data on any of the above.

Mail order only. Please allow up to 28 days for delivery.

**TIMESTEP ELECTRONICS LTD, WICKHAMBROOK, NEWMARKET, SUFFOLK.**

TELEPHONE NO. 0440 820040 (TECHNICAL ENQUIRIES 3.00 TO 4.00 PM ONLY) TELEX 817015 TIMEST G





# SPORADIC-E ON 144MHz 17 JUNE 1984

by Neill Taylor G4HLX

Amongst the interesting modes of propagation sometimes available to the v.h.f. operator is that known as "sporadic-E", abbreviated as E<sub>s</sub>. Its characteristics will be well-known to the regular 144MHz amateur interested in DX:

- It enables communication at 144MHz over very long paths, typically 2000km.
- Signals propagated by E<sub>s</sub> tend to be very strong, i.e. there is little attenuation on the path.

Sporadic-E also affects signals at lower frequencies, generally more often and for longer periods, but the results are less spectacular in comparison with regular F-layer propagation on the h.f. bands. Exceptions to this, perhaps, are on 28MHz (10m) during sunspot minimum years, when E<sub>s</sub> can provide useful paths within Europe in the summer months. On 70MHz the band is sometimes rendered virtually un-useable in the UK due to very strong East European broadcast signals, propagated by E<sub>s</sub>.

It is, however, on 144MHz that E<sub>s</sub> really creates a stir, due to the exceptional distances covered, the high signal strengths encountered and the rather mysterious manner in which these rare dx stations suddenly appear on the band and then rapidly vanish after a short time.

It is not only the amateur who finds E<sub>s</sub> something of a mystery. Those whose job it is to study radio propagation have been interested in sporadic-E for a long time, and still have some important questions un-answered. The phenomenon is known to be due to a small but dense region of highly ionized gases in the ionospheric E-layer. This constitutes the sporadic-E "cloud", which is formed typically at a height of 100km and which efficiently reflects radio waves under certain conditions. What is not clearly understood, however, is the mechanism by which an E<sub>s</sub> cloud is formed. If this were known, we might be able to predict its occurrence.

Observations of sporadic-E events by amateurs can provide a useful contribution to knowledge of the phenomenon. The IARU co-ordinate the gathering of information on the subject, supplied by national amateur radio societies—in the UK by the Propagation Studies Committee of the RSGB. The strength of contributions by amateurs in observations of E<sub>s</sub> lies in the large number of stations and their widespread distribution.

If you wanted to study the effect of short E<sub>s</sub> events on propagation at v.h.f., you might, for example, imagine an experiment in which hundreds of stations, equipped for 144MHz, were distributed around the UK and operated for an eight-hour period during which the sporadic-E occurs.

Just this situation was provided by the *Practical Wireless* 144MHz QRP contest on 17 June 1984. The sporadic-E openings on that day were by no means major events, but sufficient for a pattern to emerge, as we shall see. Were it not for the contest activity, in fact, the open-

- A sporadic-E "opening" starts suddenly, provides steady signals for a period, which may be only minutes long, and then abruptly ends.
- Its effect seems to be very localised: you might hear stations 20km away working the dx, but can't hear the DX yourself.
- It occurs chiefly during the summer months of June to August, but is otherwise unpredictable.

ings may well have been gone entirely un-noticed. The contest was entered by 234 stations spread around the British Isles (see the map accompanying the contest results in *PW* November 1984, for the distribution of stations by locator square), and 10 of these either had contacts via sporadic-E or have reported the reception of DX signals in this way.

The map, Fig. 1, shows the locations (small circles) of the UK stations involved, and where contacts had taken place or positive reception reports are provided; the lines indicate the paths to the distant station in each case. It should be noted that these have been drawn simply as straight lines on a Mercator projection and do not, therefore, show the precise great circle path. It must also be remembered that the sporadic-E cloud providing the reflection need not have occurred directly on the great circle path between the two stations.

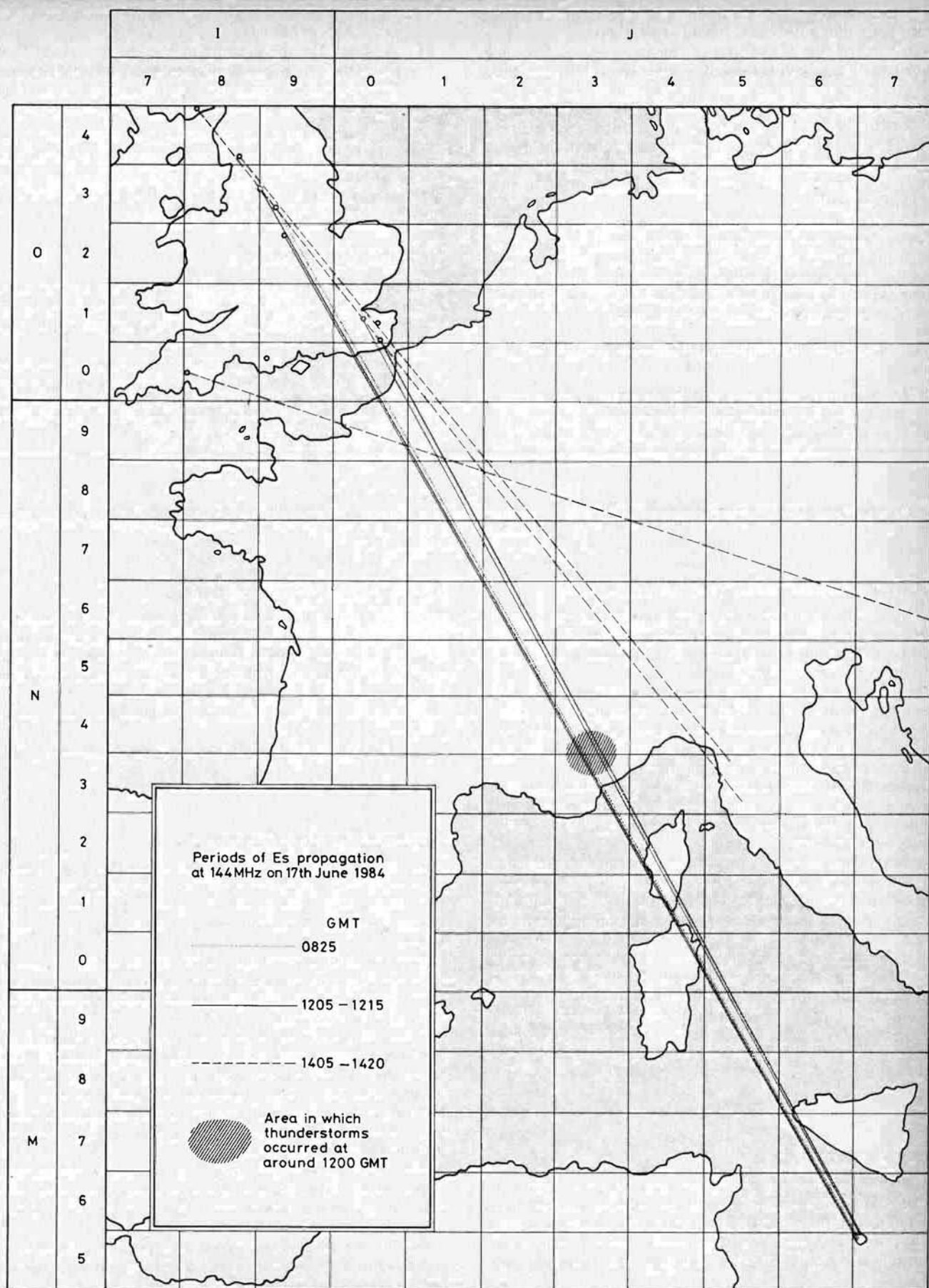
There appear to have been three distinct periods of sporadic-E opening. The first was enjoyed by one station alone at 0825 GMT, but since this was before the start of the contest, it may have passed un-noticed elsewhere. The other two periods were 1205–1215 GMT, when all reported contacts were with Maltese stations in the JM75 locator square, and 1405–1420 GMT, with paths into Italy and Yugoslavia.

The most striking feature of the map is the distribution of the UK stations who experienced the openings. With two exceptions they lie on an almost straight line from IO84 to JO01 squares, a north-west to south-east line which is also close to the line of the propagation path. This sort of distribution is a departure from the conventional view of these openings affecting only stations in one small locality.

To learn anything about sporadic-E propagation from this event we need to ask the question—what caused it? One theory of the formation of E<sub>s</sub> clouds suggests that it may result from wind shear, i.e. air masses moving at high speeds against each other, at high altitudes, giving rise to the required ionisation. This wind shear may, in turn, be brought about by severe thunderstorms.

Many operators in the *PW* QRP contest will recall that there were indeed severe thunderstorms in the UK on that day. These were mainly over south-east England. However, it is unlikely that these storms could account for the contacts with Malta as they occur so near to one end

*Practical Wireless, February 1985*



WAD286

**Fig. 1: Sporadic-E paths worked before and during the 1984 PW QRP Contest. The European map grid is based on the recently adopted Maidenhead Universal System**

of the path and we presumably expect the E<sub>s</sub> cloud to be somewhere mid-way between the two stations.

Most of the rest of the part of Europe we are interested in seem to have had a fairly fine day on 17th June, but with one important exception. Thunderstorms occurred at around 1200 GMT in the Alps, on the French-Italian border north of Nice, as shown by the shaded area on the map. This is at just the right time, and in just the right place, to be the location of the sporadic-E cloud reflecting signals between the UK and Malta, and lies close to the centre of the path.

The later contacts with Italy and Yugoslavia, which, by the way, seem to have been characterized by stronger signals than in the earlier opening, are more difficult to explain, but it is conceivable that the thunderstorms in the south-east of England could have played a part in the contacts from IO84 to JN45 and JN53 squares.

To summarize the important features revealed by this study:

- Of the many stations active on 144MHz on 17 June 1984, the few who experienced sporadic-E propagation were widely spread over the UK, but most lay

on an almost straight line in the direction of the propagation path.

- At least for the second of the three periods of E<sub>s</sub> propagation, a plausible cause of the formation of the sporadic-E cloud has been identified, in the form of thunderstorms at the central point of the path.

Perhaps we shall have to view thunderstorms in a new light if they prove, as this suggests, to be the cause of such an exciting mode of enhanced VHF propagation, rather than the bringers of static QRN and destroyers of antennas as they are commonly regarded.

## Acknowledgments

The author is very grateful to the Director-General, Meteorological Office, Bracknell, for assistance in the provision of information regarding the weather on 17 June 1984.

The stations who "un-wittingly" provided the data for this study, in the form of their contest logs or comments submitted with them, were: G3YMD/P, G4RNL/P, G4OKY/P, G4VFG/P, G6EKR/P, G6PHF/P, G6PUS/P, G8RZO, and GM6WIX/P.

## Packet Radio—A First in the UK?

**Sir:** What is thought to be the first Packet Radio QSO using AX25 protocols, between two licensed UK amateurs, took place on the evening of 10 June 1984, and on the morning of 11 June, on 145.300MHz f.m.

The two stations concerned were G3VPF of Chickerell, near Weymouth and G4VBY of Broadmayne, near Dorchester, Dorset. Several frames of information were exchanged using AX25 protocols, with both stations receiving good copy once the link was established.

Both stations used a Terminal Node Controller which is produced in kit form by the Tucson Amateur Packet Radio Group in the USA. Both kits were assembled and commissioned by G3VPF.

Perhaps anyone who is interested in setting up a Packet terminal (or has already set up a terminal) would like to contact G4VBY (tel: 0305 853408) with a view to a bulk purchase of parts thus reducing the initial cash outlay and/or an exchange of ideas.

It is known that other groups are already formed, so it would be of benefit to all if the amount of interest in this fascinating mode of communication could be estimated.

A. W. Dickson-Smith G4VBY,  
7 Spring Gardens,  
Broadmayne, Dorchester,  
Dorset DT2 8PP.

## Back Numbers

**Sir:** I recently came across some rather ancient copies of *PW*, and wondered whether any of your readers would be interested in purchasing them. The issues are as follows: Nov 1946; Jan, May-June, July, Oct and Nov 1947; Apr, May, June, July and Aug 1950; May and Sept 1951; Jan and July 1953.

R. K. Simmons, 29 Red Lion Lane,  
Shooters Hill, Woolwich, London SE18 4LD.  
Tel: 01-856 1240.

## SS-105S User Group

**Sir:** I am the proud owner of a Shimizu Denshi SS-105S h.f. transceiver, and I wonder, as there must be many hundreds of these rigs currently in use, whether any other owners might be interested in forming an SS-105S User Group, to exchange ideas and mods etc.

To get things rolling, interested parties are invited to write to me.

Tim Wills G8PZD, 66 Kipling Road, Cheltenham, Glos.

## Sauce for the Goose

**Sir:** I read with great amusement Janet Dugmore's article about the long-suffering wives of radio amateurs. Well, in this house the boot is on the other foot. I'm the radio amateur and my OM Ken and son have no interest whatsoever.

Our wedding anniversary came along in March and the OM casually said that as he hadn't bought anything for me and if there was any radio equipment I would like, go ahead! Well fancy saying that.

I was kind and didn't go mad, I suggested that as I had a 144MHz band beam still in its box could I buy a 430MHz beam and kill two birds with one stone. So far so good, ok was the reply, now the sting! A couple of days later, I informed Ken that I had nothing to plug this new 430MHz beam into. Again ok was the reply, and I didn't waste any time and made the purchase.

Poor Ken, and I mean that in sympathetic and financial terms, must have thought about it because about a week later, he asked me how much it had cost him. The air was blue!

So the end result is two things, I've got a nice 430MHz rig and I've got a very attentive and alert husband, who reckons I'm the biggest con artist in the world of radio!

I also go past the Bank Manager in disguise.

Sue Frost G4GWY  
Herne Hill





# Radio Wave

## Part 2 by F. C. Judd G2BCX

The methods used by Professor E. V. Appleton and others to measure the heights of the E and F layers were dealt with in Part 1 and we finally came to the use of a specially designed and completely integrated piece of equipment known as an "Ionosonde". This is an automatic ionospheric layer height recorder that operates over a portion of the radio spectrum ranging from about 1 to 25MHz. Ionosondes were put into regular use in various parts of the world, some before 1950, and notably by the Rutherford Appleton Laboratory at Slough, Berks; in this country, at South Uist in the Hebrides and at Port Stanley in the Falkland Islands. These are still in operation.

## Recording the Height of Layers

The photographic recordings shown in Fig. 2.1 and produced by Ionosonde equipment are fairly typical and known as "ionograms".

- A winter day ionogram of normal E layer echoes from 1.6 to 2.8MHz. The F layer appears from 2.8 to 12.5MHz with magneto ionic splitting near the critical frequency. 12.5MHz is the highest frequency reflected at vertical incidence.
- A quiet summer day ionogram showing the normal E and sporadic-E up to 4.8MHz. Echoes from the F region appear from 3.7 to 7.6MHz. Beyond 5MHz magneto ionic splitting is apparent and the critical frequencies of the F1 and F2 layers are clearly shown.
- A good example of sporadic-E return from 1.3 to about 9MHz, the actual Es cloud height being 100km. Also to be seen are three multiples of the primary echo, each spaced 100km apart.

The Ionosonde at Slough, Berks, has recently been replaced by digital equipment and is remotely controlled by land lines from the Rutherford Appleton Laboratory at Chilton, Oxfordshire. Signals from the Ionosonde are conveyed by land line to Chilton and converted directly to digital print-out as in the example shown in Fig. 2.2. The annotations explain the kind of information obtained and which is similar to that shown in the earlier photographic type of recordings as in Fig. 2.1.

## Ionospheric Layer Characteristics

**D region:** The ionised layers, sometimes called regions, are known by letters the lowest being the "D" region which is between 60 and 90km above the surface of the earth. Since the atmosphere itself is relatively dense in this region the amount of ionisation that occurs depends directly on the amount of sunlight. Ionisation of the D region becomes a maximum at midday but disappears round about sunset. When a radio wave passes through the D region, electrons are set in motion and collisions with particles are frequent enough to cause a large proportion of the wave energy to be dissipated as heat. The distance a wave can travel through this region does however depend on its frequency e.g., if the frequency is low enough, collisions between particles may be sufficiently numerous to

cause practically all the wave energy to be absorbed. This occurs quite often in the frequency band 3 to 4MHz, particularly with waves that enter the region at low angles and therefore have to travel a greater distance through it. During periods of maximum sunspot activity, waves entering the region at very high angles (at or near vertical incidence) can also be absorbed, particularly around mid-day, resulting for example in a seemingly dead 3.5MHz (80m) band at least as far as inter-G contacts are concerned.

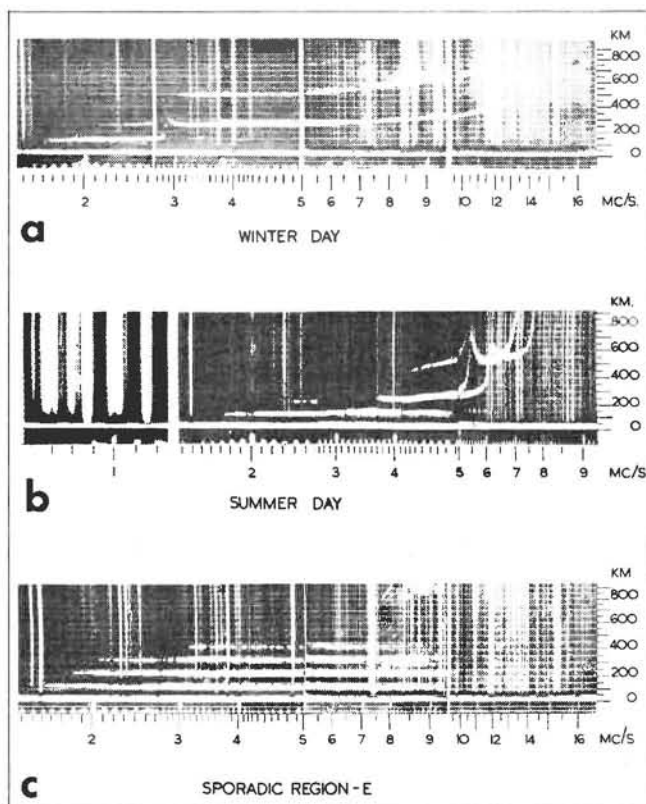



Fig. 2.1: Three typical ionograms—the interpretation of which will be found in the text

Absorption is much less at 7MHz and less still at 14MHz (and higher) and although the D region plays no part in DX on these bands, wave absorption even at 7MHz can often produce the "dead band" effect; but this is not the only reason as will be seen later.

**E region:** The E layer is the lowest capable of providing long distance radio contacts and its height above earth is between 100 and 125km. The atmosphere in this region is still fairly dense and again ionisation varies according to the height of the sun above the horizon. Whilst ultra-violet radiation has some effect on ionisation, other forms of radiation from the sun such as solar photons and X-rays are known to contribute. Ionisation of the E layer in-

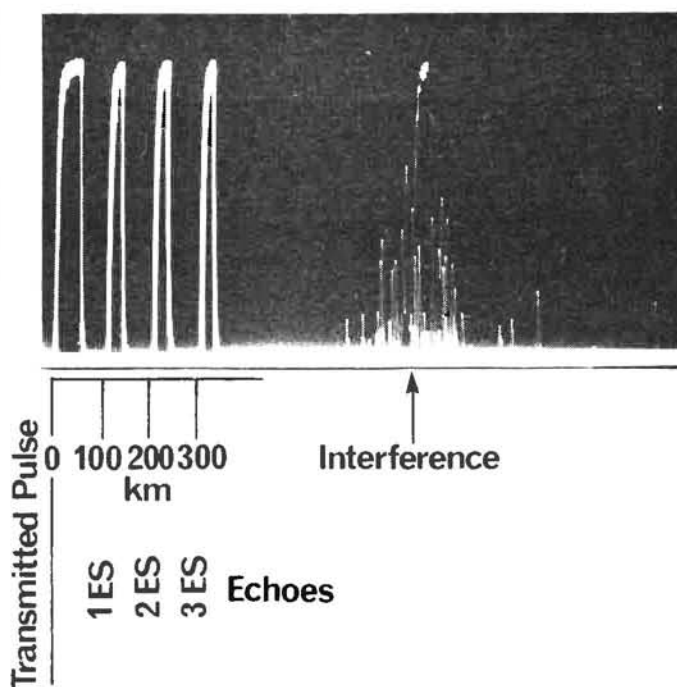
# Propagation



**Fig. 2.2: Digital printout from the updated Ionosonde at Slough, Berks; and which is controlled from the Rutherford Appleton Laboratory at Chilton, Oxon**

creases rapidly from sunrise and reaches maximum at around midday. The energy from low frequency waves can also be absorbed by the E layer during a period of maximum ionisation.

**Sporadic-E:** At approximately the same height as the E layer itself, "clouds" of ionised particles are formed at random in the Northern hemisphere, particularly during the months of June, July and August. They are generally small in total area and because the clouds are moving they appear to be effective sometimes only for a few minutes, or at most for an hour or so. Because of their transient nature and the altitude, propagation via these clouds is usually referred to as "sporadic-E", generally designated Es. The



**Fig. 2.3: An "A trace" display showing sporadic E echoes. The annotations explain height etc. Further details in the text**

ionisation density of Es clouds varies but they also move through the atmosphere horizontally and at relatively high speed. The formation of Es clouds is thought to be due to the shearing action of winds in the upper atmosphere.

When the ionisation is intense, multiple echoes from Es clouds are quite common when ionospheric sounding is carried out as illustrated in the ionogram Fig. 2.1c. This is shown in another way in Fig. 2.3 by the photograph taken from an "A" trace c.r.t. display which shows multiple or repeat echoes marked as 2Es and 3Es equally spaced at 100km intervals from the primary echo 1Es which gives the real height of the sporadic-E cloud as 100km above the earth. This sounding was made at a frequency of 7MHz during the month of July 1983.

Sporadic-E clouds with sufficient density of ionisation can also reflect signals in the 28 to 30MHz amateur band, often resulting in contacts over several hundred kilometres as experimenters with low power f.m. on 29MHz have discovered. On occasions sporadic E clouds will also reflect v.h.f. transmissions resulting in contacts at distances of around 3000km providing that radiation from the antenna is at a reasonably low angle to ground.

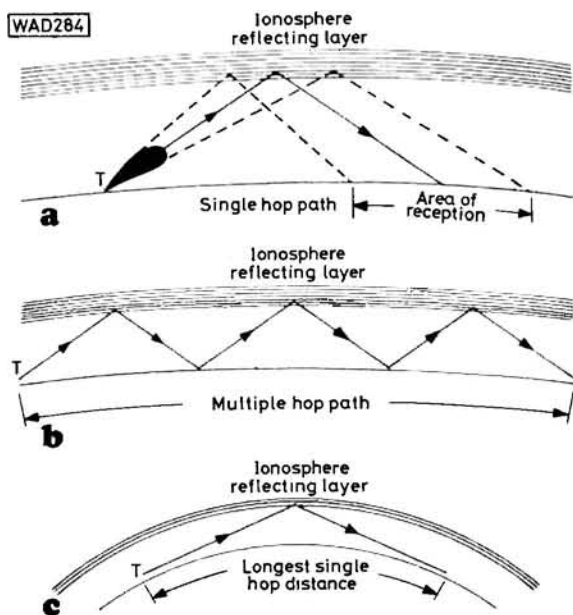
On the other hand, tests carried out on the 7MHz band during periods of strong local sporadic-E have revealed enormous increases in signals, with "meter-on-the-stop" reports ranging from less than 30km to over 300km. This is largely due to the fact that wave absorption by E clouds



is much less and that the majority of antennas used for amateur radio on 7MHz have maximum radiation at a high vertical angle from ground thus invoking near vertical incidence reflection not only from sporadic-E clouds but from the F layer as well.

**F layer (F1 and F2):** Most amateur radio DX working stems from reflection of signals from the F region, the principal layer being F2 in which both ionisation and height vary to a considerable extent. Height may fluctuate between about 210 and 400km above earth but this depends on the season i.e., winter or summer, as well as the latitude, time of day and sunspot activity prevailing at the time. The atmosphere itself is very thin at these heights so ions and electrons are slow to recombine. The build-up of ionisation is therefore not so responsive to the height of the sun above the horizon although maximum ionisation is usually reached soon after midday. Then follows a gradual reduction although a nominal level is still maintained during the night hours. Ionisation begins to increase again shortly after sunrise.

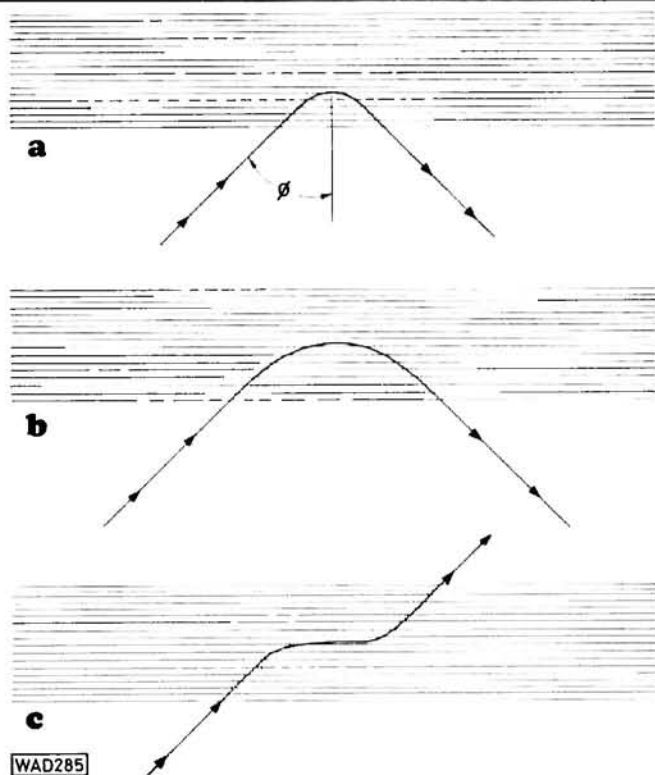
During the summer the F region splits into two layers, the lower being called F1 and occurring at a height of about 200km, but because it has a lower density of ionisation plays little part in effecting long distance communication. During the hours of darkness it disappears altogether. **Note:** that when the F region becomes split the upper portion of the layer is called F2.



**Fig. 2.4: Modes of reflection of radio waves from ionospheric layers**

## Ionospheric Propagation

Radio waves propagated along the earth's surface (ground wave propagation) suffer considerable attenuation at frequencies from 3MHz upwards and the higher the frequency the greater becomes the attenuation. This mode of propagation will be dealt with in detail later. Much more use is therefore made of ionospheric propagation over the h.f. part of the radio spectrum from 3 to 30MHz. When waves in this frequency region are directed at an angle toward an ionospheric layer (E or F) they can be reflected back to earth. A single reflection resulting in a "single hop" path taken by a wave arriving at an oblique angle is



**Fig. 2.5: Reflection path through an ionospheric layer of a wave at (a) lower than maximum frequency, (b) maximum frequency, (c) below maximum frequency when the wave passes through into outer space**

illustrated in Fig. 2.4a. The upward going wave spreads by virtue of the beamwidth of the antenna and continues to do so on its path through the layer. Since reflection of the wave from the layer is at an angle equal to the angle of arrival, the wave front will continue to spread until it reaches the earth so covering a finite area at a distance much greater than could be achieved with ground wave propagation. However, since more than one reflection between an ionospheric layer and earth is possible, a wave can be returned to the layer again by reflection from earth a number of times resulting in what is termed a "multi-hop path" as in Fig. 2.4b.

The angle at which a wave enters an ionospheric layer largely determines the distance covered by a single hop i.e., the lower the angle of the radiated wave with respect to earth the greater will be the distance at which the wave reaches earth again. A wave leaving the surface of the earth tangentially as in Fig. 2.4c will normally make the longest possible distance single-hop. It should be noted however, that propagation over long distances becomes more complex than the simple explanation above would imply, partly because ionospheric conditions will differ at each point of reflection. However, observations have revealed that reliable multi-hop propagation can be maintained over distances of several thousands of kilometres.

## Ionospheric Reflection

The refractive index of an ionised layer is less than unity and decreases as the electron density increases; an incident wave entering the layer will be bent over until it is moving horizontally. As the refraction process continues the bending is increased until the wave leaves the layer at an angle to that at which it arrived. The continuous refraction

is really equivalent to reflection from a virtual reflecting boundary within the layer, hence the term "reflection" rather than refraction is used, so we speak of "reflection from a layer". However, as the frequency of a wave is increased it will penetrate further into the layer before being turned onto an earthward bound path. With continued increase in frequency the bending becomes less and the wave will tend to travel much further horizontally where the ionisation density is maximum before further bending allows it to make an exit from the layer. If the frequency is increased still further the wave will be only partially bent whilst in the region of maximum ionisation and will then travel on into outer space.

The foregoing is illustrated in Fig. 2.5 in which the paths of three waves of different frequency are shown with (a) being below the maximum frequency that can be reflected, (b) being equal to it and (c) being above it. The frequency of waves reflected to earth and those that pass through the layer are closely related to the degree of ionisation and it is from this that the terms "maximum useable frequency" (m.u.f.) and "critical frequency" are derived and which will be dealt with next month.

## Acknowledgement

The author is indebted to Mr. G. W. Gardiner and Mr. R. W. Smith, Higher Scientific Officers of the World Data Centre for Solar-Terrestrial Physics at the Rutherford Appleton Laboratory, Chilton, Oxfordshire for providing historical information concerned with the discovery of the ionosphere as in Part 1, the ionograms illustrated in this article, data concerned with ionospheric radio wave propagation and for checking both Part 1 and Part 2 of this series.

## Triambic Keyer

◀◀◀continued from page 24

**Side Tone Generator:** The output from the Output Shift Register enables an oscillator using two NAND gates for driving the side tone transducer.

**Morse Output Stage:** A single *npn* transistor (grounded emitter with open-collector output) is used to amplify the signal from the Output Shift Register to drive the keyer input of the rig. Since the battery is a floating power supply, rigs requiring positive or negative inputs can be driven directly but voltage and current specifications should be checked before connection.

## Conclusion

The f.i.f.o. Morse sender is a keying device specifically designed to increase the pleasure of sending good c.w. In addition, it is rugged, self-contained, portable and inexpensive. Give it the "drop test" on field day or just relax in your favourite armchair and enjoy that c.w. QSO as never before.

1) *The Triambic Keyer* by M. B. Rhodes G4FMS. *Radio Communication* November 1982.

## Useful Reading

*SGS Databook COS/MOS B-Series Devices*, 2nd Edition. March 1981.

*The Key to Morse* by A. Smith G4FAI. *Practical Wireless* October 1981.

# Next month in *Pw*


On Sale  
1<sup>st</sup> FEB

PLUS

Modifying  
the AR-  
2001

Practical  
ATV  
Techniques





## SOLENT SCIENTIFIC 1.3GHz ATV Converter

Interest in ATV on the 430MHz band has mushroomed in the UK over the last two years, due to several factors including the ready availability of commercial equipment and the excellent efforts of BATC. Such is the activity level that at times several different amateur TV transmissions can occur simultaneously, leading to interesting if not chaotic results. Meanwhile at three times the frequency, or thereabouts, quietly exists some 32MHz of spectrum devoted almost exclusively to ATV—enough bandwidth to simultaneously accommodate, without mutual interference, the equivalent of four full colour transmissions.

As with most amateur activities initial experiments often start with the acquisition of receiving equipment and to this end Allan Latham G8CMQ, recently introduced the Solent Scientific 1.3GHz ATV Converter which is available ready built and aligned or as a comprehensive kit of parts.

Naturally enough the higher in frequency we go, so the constructional techniques and design concept must follow—for acceptable performance, compromises that could be tolerated at u.h.f. can become insurmountable obstacles for all but those fortunate enough to have access to a spectrum analyser. However, having tried it, if you possess reasonable constructional capability it is entirely possible to assemble and align the kit version of this particular converter without any exotic test instrumentation.

Examination of the four page constructional notes supplied will reveal a circuit diagram of the converter which indicates the line-up. Microwave signal


input is applied to a Zener stabilised bipolar r.f. transistor amplifier stage (2SC3358) which in conjunction with stripline tuned circuit elements results in a noise figure of under 2dB. A further two individually Zener stabilised r.f. stages follow before the signal is applied to an HP2835 diode mixer. The local oscillator is of free running design using stripline inductors and can be readily adjusted to produce a u.h.f. i.f. output within channel groups 21–41 or 48–68. A final i.f. amplifier stage ensures plentiful drive level for even the deafest of domestic TV receivers.

The complete down-converter is assembled onto a high quality double-sided glassfibre p.c.b. which incorporates plated-through connections to the ground plane, thus removing another potential pitfall to the first time constructor of microwave circuitry. From the accompanying photograph it will be clear that all components are surface mounted onto or, in the case of

the semiconductors, into the stripline/track side of the board—a detailed component overlay drawing indicates the *exact* location of all components.

Construction time for the p.c.b. amounted to some 3½ hours, which allowed for a detailed check of the components against the parts list. The board can then be aligned as it stands or mounted within a 114 x 64 x 30mm diecast aluminium box (RS509–939), cut-outs being provided to engage the corner pillars of this enclosure. Input and output connections should be of good quality and 50Ω BNC or N type sockets are recommended. A 1000pF feed-through capacitor to supply regulated 12Vd.c. completes the assembly.

Test and alignment is quite straightforward, initially consisting of usual checks for d.c. faults (heavy current, smoke etc.) and the presence of 9.5–10.5Vd.c. at the emitter of the main on-board regulator. Instructions



**Full alignment of the 1.3GHz ATV converter can be accomplished without specialist equipment; however, the micro TV transmitter, shown here, almost full-size, provides an excellent signal source and the basis for a full transceive system**



are given to establish the mid-channel of your selected u.h.f. i.f. range (usually determined by selecting the non-used group in your area). The TV set is then tuned to the l.o. frequency and adjustment made to the converter to provide a noise free blank screen. If correctly set tuning the TV across its range will verify correct l.o. frequency and the absence of spurious responses.

Following this procedure the TV is tuned to the i.f. channel group and on-board trimmer capacitors pre-set to specified mesh. A 1.3GHz antenna is now connected to the converter input and an off air signal is the next requirement.

If the activity is somewhat sparse in your area Solent Scientific can supply a micro TV transmitter which is ready built and aligned, only requiring 12Vd.c. and a source of standard video to provide you with a nice stable 10mW, 1285MHz f.m. (adjustable) ATV signal. With this QRP test device the converter can be easily peaked for optimum performance and is more

than capable of providing colour pictures over an unobstructed range of several hundreds of metres, using simple monopole antennas. You will be surprised how well a 58mm length of 16s.w.g. wire (approximately  $\lambda/4$  at 1.3GHz) works!

This then completes the kit construction and provides a very respectable receiver for 1.3GHz ATV, capable of full coverage of the allocated segments of the band, including repeater outputs. Obviously results will be influenced by other elements within the system and a good antenna (JVL Quad loop Yagi, a parabolic dish or similar) are essential for long haul reception under "normal" conditions. Possibilities and results during "lift" conditions, which occur frequently, may well surprise you. A mast-head GaAsf.e.t. pre-amplifier, with attendant low noise figure, will reduce the need for high specification coaxial cable and at the same time elevate the system performance to a very high level.

Using the self-assembled converter

kit, P3 f.m. monochrome signals have been received during "flat" conditions over the semi-obstructed path between Wimborne and Southampton—a distance of some 50km. The transmitting station was running approximately 2W peak sync to a single 20-element quad loop Yagi; a box of four similar antennas were used at the receiving end (including 3dB of cable loss—probably at both ends and don't forget this was slope detection!)

The 1.3GHz ATV converter (kit version £35.95; assembled and aligned board £49.95; ready built micro TV transmitter £30.95) can be highly recommended for those brave souls wishing to actually engage in the cause of amateur experimentation on 1.3GHz. Thanks for the review sample ATV devices go to **Solent Scientific, 75 Chalk Hill, Southampton (Tel: 0703 464675)**, from whom all items, plus a state of the art u.h.f. f.m. receive converter and many other interesting r.f. devices are available ex-stock.

*John M. Fell*

Have Multi 700X, 25 watt transceiver, 144MHz band f.m., 144/28 transverter still under guarantee, 10XY Yagi plus AR40 rotator and cables. Would exchange for FT-480R or IC-290E 144MHz band multimode. Terry G4OXD. Tel: 0462 35248 after 6pm. Prefer buyer inspects and collects (Hitchin). W617

Have Lynx 48K micro plus six tapes, books, hints and tips. Would exchange for good general coverage communications receiver, cash adjustment if necessary for right RX. Pete, 23 Rosslyn Park Road, Peverell, Plymouth. Tel: 0752 670352. W619

Have 6 string "Spanish" guitar in carrying case, 6 spare strings and two tutors. Would exchange for Trio TS-700 VOX unit, Sinclair ZX81 48K. Rick Keens G8NDN, QTHR. Tel: 0679 64142 (New Romney). W621

Have Wagner home base f.m. CB, which is very simple and can be converted to 28MHz amateur band. Also have two up-converters for slow scan and fast scan TV. Would exchange for 48K Spectrum. Clive. Tel: 021-770 6966 (Birmingham). W651

Have two Russian mains/battery radios, 8-bands, one works on f.m. only. Would exchange both for any three ZX81 original commercial programs (no copies). Waghorne, 19 Castle Street, Upnor, Rochester, Kent ME2 4XR. W659

Have KW204 TX and manual in good condition. Would exchange for RA17 receiver (straight swap) or KW2000B TX/RX (with cash adjustment). Stan Saines G3RNB. Tel: 027874 370 (Holford). W663

Have Laney K50B guitar amplifier, immaculate condition, hardly used. Also have Philips 26in b/w television in excellent condition. Would exchange for Spectrum computer or w.h.y. Dave, Flat 5 The Chase, Gt Baddow, Chelmsford, Essex. Tel: 0245 75139. W664

Have FDK T1200 f.m. hand-held 143-149MHz, 1 and 4 watts, 10 memories, complete with NiCads, charger and case. Would exchange for 144MHz band mobile, cash adjustment if necessary. Tel: 0279 26647 (Harlow). W668

Have 48K Oric computer with games and cassette machine. Would exchange for v.h.f. scanning receiver or short wave receiver. Dave Howard, 2 Walton Crescent, Boythorpe, Chesterfield, Derbyshire. W641

Have Advance TC4A counter/timer up to 1MHz, Telequipment D43 double beam 15MHz scope, Grundig G4 single beam 4MHz scope, a.c. bridge type BH/1001 also 215 electronic magazines. Would exchange for solid state double beam scope. Alan. Tel: 01-568 5458 (Hounslow). W646

Have dual CS505 turntable, Trio KA50 stereo amplifier 45 watts per channel, Acoustic Research AR28s 100 watt speakers plus QED 79 cable and stands. All nine months old. Would exchange for FRG 7700 or similar. George G11JXE. Tel: Katesbridge 235 (N. Ireland). W681

Exciter lamp required Mazda type G/22, centre contact, vertical filament, 4V 6A, for a BTH portable projector. Would exchange for any valve or valves. P. G. Robins, 290 Priory Road, St. Denys, Southampton SO2 1LS. W694

Have Chinon CE-45 s.l.r. camera with winder and lenses, plus Realistic DX400 receiver. Would exchange for FRG-7700. Tel: 0443 755876 (Mid Glam.). W696

Have genuine Delta Sports Ski boat and trailer, requires inboard engine and underwater gear. Ideal d.i.y. winter project. Would exchange for FRG-7. Can be seen at Crown Farm Cottage, A52, Croft, Skegness, Lincs PE24 4AP. W697

Have Sprite 400 3.1m 3/4 berth touring caravan fitted with fridge, heater, gas and electric lights. Accessories include full awning, toilet tent, Porta-Potti, gas bottles and water containers. Would exchange for h.f. transceiver Trio or Yaesu. Rick Keens G8NDN. Tel: 0679 641412 (New Romney). Y726

Have Trio TS130V h.f. transceiver, fitted s.s.b. narrow filter, WARC bands fitted from 3.5MHz to 28MHz. Would exchange for Yaesu FT225RD or Icom IC-251E with cash adjustment. In mint condition. Graeme. Tel: Orpington 29230 (evenings). W727

# Introducing

# Short-wave Listening

Part 1 by Charles Molloy

Why listen to broadcasting on the short waves? Isn't there enough to satisfy us all on the long, medium and v.h.f. bands? BBC Radios 1 to 4 each has its own following while that relative newcomer, local radio, is expanding. Short wave broadcasting is aimed at a worldwide audience. A single programme has to reflect the ideas and way of life of the country of origin so the casual listener must inevitably broaden his horizon. The variety of the programming will ensure that.

Many countries provide a service for expatriots, travellers and citizens living abroad. Where the language is English we can eavesdrop on another way of life. Canada has a feature on weeknights which carries *The World at Six*, a popular item at home. The United States provides a 24 hour service for military personnel stationed abroad. It relays features, mainly sport, from domestic networks at home. One can listen to the BBC World Service which is in English and has a worldwide audience.

## Short Wave Bands

A region of rarefied gas in the earth's outer atmosphere called the ionosphere, controls short wave reception. Signals from the transmitter are bounced off the ionosphere to travel great distances with little loss in strength. The ionosphere is created by the sun so how well it reflects radio waves depends on the time of day, season of the year and the frequency (wavelength).

In order to cope with this ever changing scene, broadcasting takes place in bands scattered over the spectrum between 6MHz and 26MHz. The spaces between these bands are used by shipping, aircraft and other commercial users so we have to locate the broadcasting segments before we start listening. They are clearly marked on the scale of most receivers, usually by a broad line. Some receivers expand each band so that it has a separate scale to itself and this type of set is better for programme listening. The most modern and expensive sets have a pocket calculator type display from which the frequency can be read direct.

Broadcasts are often sent out simultaneously on two or more bands leaving the listener to select the one that comes in best at his location. A set with digital readout and memories is well suited to selecting the best channel. You just press the appropriate button.

## Finding the Stations

How do we find broadcasts on the short waves? The easiest way is to tune across one of the bands, stopping when something interesting turns up. Information on times, frequencies and programmes are contained in station schedules available free of charge. Broadcasters like to hear


from their audience, so it is usual at the end of a programme to hear an address to write to for the schedule and to comment on what has been heard and to ask questions, if you wish. Some stations have a mailbag feature so that listeners' letters can be acknowledged over the air, while others will attempt to answer queries by short features on particular topics.

## Publications

There are a few specialist publications that cover short wave broadcasting. *The International Listening Guide, English Edition*, comes out four times a year during March, May, September and November. These dates correspond to the seasonal changes in the ionosphere when many stations make changes to their schedule. The

*ILG* gives an hour by hour summary of broadcasts in English quoting frequencies in use and giving an indication of the type of programme. It has a frequency list covering some 3000 stations, an *At A Glance* section which lists broadcasts in country order, a *World News and Commentaries* section. Further information about the English Edition of the *ILG*, whose annual subscription at the time of writing is £4, can be had by sending an International Reply Coupon, obtainable from main post offices, to the DX Listeners Service, c/o Bernd Friedewald, Merianstr 2, D-3588 Homberg, West Germany.

More comprehensive, and expensive, is the *World Radio and TV Handbook (WRTH)*, which comes out annually at the beginning of the year. It has a section for each broadcasting country in the world. Station addresses, details of interval signals, frequencies used, times of broadcasts, maps, frequency lists, background in-



London Calling is the monthly programme magazine of the BBC World Service

**BBC**

ALL TIMES GMT

**WORLD  
SERVICE**  
Quarterly Guide

Austria
Belgium
France
East & West Germany
Italy
Luxembourg
Netherlands
Portugal
Spain (inc. Balearics)
Switzerland

March 31 to  
June 29, 1984

6.5.-23.9.1984



Oy Yleisradio Ab - Finnish Broadcasting Company  
External Service, Box 10, 00241 Helsinki 24, Finland

Programme schedules and information of use to the short wave listener can be obtained from various leaflets and publications available from the broadcast stations. The covers reproduced here are only a very small portion of the many available world-wide

formation, most suitable bands for the coming year, world time charts, articles of interest to the listener, are all in the *WRTH*. The country of origin is Denmark but it can be ordered through bookshops in the UK. At the time of writing it costs about £11. There is also the *WRTH Newsletter* which comes out three times a year as an up-dater.

A useful 24 page booklet issued free of charge by Radio Netherlands lists sources of information about short wave listening under the headings Listening Guides, Periodicals, Books and Pamphlets, Tape Recordings, Technical Books. Write to Media Network, English Section, Radio Netherlands, PO Box 222, 1200 Hilversum, Holland and ask for the *Booklist*.

**BBC World Service**

The BBC is a major international broadcaster whose *World Service* is on the air 24 hours a day. It was originally intended, as the Overseas Service for UK citizens living abroad. I first started listening to the *WS* while abroad and have continued since returning home. The *WS* now has a worldwide audience that runs into millions. It is on the air continuously on 5.975MHz in the 6MHz (49m) band, but can also be found on 647kHz medium wave during the evening and on other short wave frequencies.

Details of programmes and frequencies are in the various editions of the *World Service Quarterly Guide* and in the monthly programme magazine *London Calling*. Write to the BBC External Service, Bush House, PO Box 76, Strand, London WC2B 4PH. The BBC Bookshop at Bush House is worth a visit where copies of *London Calling*, pamphlets of interest to the s.w.l. and books such as the *WRTH* are available.

**Broadcasts from Abroad**

Countries broadcasting regularly in English which can be picked up easily in the UK are Australia, USA (Voice of America), Canada, Finland, Sweden, Holland, Switzerland, Israel, Turkey, Portugal, Spain, Belgium, India, Egypt, Kuwait, New Zealand, West Germany, Austria, Japan, Greece, Korea, Italy, Brazil. Eastern Europe broadcasts, usually well laced with political propaganda, are Radio Moscow, Prague, Sofia, Berlin International, Bucuresti, Tirana, plus Radio Beijing in China. In a category of their own are Radio Vatican, the gospel HCJB the Voice of the Andes and several others.

**Foreign Language Studies**

Anyone studying a foreign language should try the short waves. Native speakers of nearly every language under the sun, as diverse as Cree Indian and Maori, are to be heard. These broadcasts could be coming from anywhere but there are services from many lands intended for their nationals abroad. Details of these can usually be heard from the appropriate embassy in London.


A few countries give language lessons over the air. The BBC's *English by Radio* is well known and could be of interest to intending visitors or to immigrants. Details of some of these broadcasts are listed in the *WRTH* and not all are of major languages. Currently the programme *Starting Finnish* is broadcast weekly from Helsinki.

It is handy to be able to identify a foreign language when tuning round the bands and the unique *Foreign Language Recognition Tape* will help you do this. Some 50 languages are covered, presented in related groups. Examples of each language together with key words likely to be heard over the air, are given. Send a self addressed stamped envelope, or IRC if abroad, for details to the EDXC, PO Box 4, St Ives, Huntingdon, Cambs PE17 4FE, England.



# PW'TEME' Modular QRP Transceiver

Part 4 by  
Rev. George  
Dobbs G3RJV

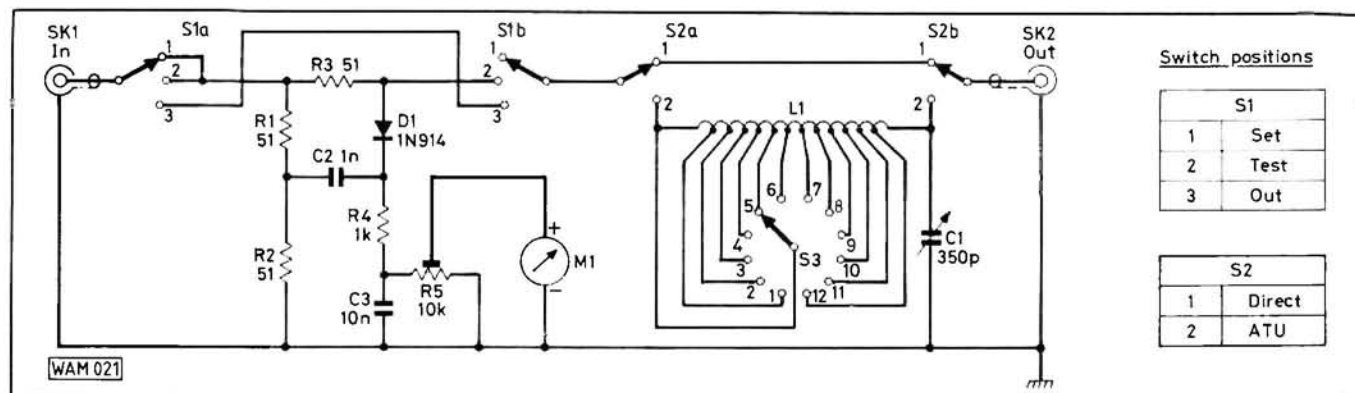


It is standard practice in amateur radio equipment these days to have an r.f. input and output impedance of 50 ohms and the PW "Teme" project follows this convention. This is ideal when matching nominal 50 ohm antennas such as dipoles, beams and commercial verticals, but many amateurs use wire antennas which they tune for use on more than one band. This means they require an a.t.u. (antenna tuning unit) to enable the transceiver to "see" 50 ohms. In my view all antennas need an a.t.u. because they are rarely sufficiently broadly tuned to ensure an adequate match across a whole amateur band. Also the a.t.u. aids harmonic suppression and provides a degree of input tuning on receive. This module provides for an a.t.u. and a simple standing wave ratio (s.w.r.) bridge to match the PW "Teme" modules to most antennas. For those who do not require the a.t.u. in the line, a switch is provided to allow the s.w.r. bridge to operate alone between the transceiver and the antenna.

## The Circuits

Many are the words but few are the ideas, written about antenna tuning in the amateur radio literature. An a.t.u. is really a device to deceive the transmitter output, by means of combinations of inductance and capacitance, into accepting antennas of various impedance as being 50 ohms terminated. The circuits are legion but they are usually just versions of "L", "T" or Pi ( $\pi$ ) networks or tuned impedance transformers. For general work on more than one band, using "bits of wire" I still favour the first a.t.u. circuit I used 25 years ago: the simple "L" match. It can match a large range of impedances and is very much at home with end-fed lengths of wire tuned against ground or a quarter-wave counterpoise wire.

The "L" match is shown to the right-hand side of Fig. 4.1. The coil, 4L1, is in series with the signal path from transceiver to antenna and the variable capacitor, 4C1, is in parallel with the output to the antenna. Coil 4L1 is tapped giving a choice of inductance values and the tapings are chosen with a 12-way, single-pole, wafer switch, 4S3. Should the constructor be lucky enough to have a roller-coaster coil, one of those splendid continuously-variable inductances of yesteryear, that would be so much better than a switched coil in 4L1. It would not fit into the standard size cases being used in this project but it would ensure a mighty good a.t.u. In this module the a.t.u. section can be switched in or out of the line using a two-pole changeover switch, 4S2. "L" Match a.t.u. circuits are often made to suit a wide range of antenna impedances and the whole h.f. spectrum. In this case, where only the 7 and



14MHz bands are being used, with most reasonable wire antennas not much inductance will be required, so very few of the switch positions will ever be used.

The standing wave ratio bridge circuit is to the left of 4S2 in Fig. 4.1. I have chosen a resistive bridge as with the *PW* "Severn" (August 1983) to ensure that the transmitter final stage has a reasonable load across its output even during the worst mismatches in the tuning up process. The power amplifier stage in the transmitter of the *PW* "Teme" project is fairly sturdy but many a constructor has suffered from necrophilic transistor p.a. stages. The circuit is just another version of our friend Mr. Wheatstone's Bridge beloved of physics masters in school. Resistors 4R1 and 4R2 form two arms of the bridge, with 4R3 and the antenna load as the other arms. When the bridge is balanced at 50 ohms, an r.f. null will occur between the junction of 4R1/4R2 and the junction of 4R3 and the load. This is rectified by 4D1 into a d.c. voltage (or, rather, a lack of it when the null occurs!) and measured by the meter, 4M1. A variable resistor, 4R5, allows a range of cheap ex-tape recorder meters to be used in the circuit by acting as a meter sensitivity control. One of the disadvantages of this type of bridge is that it must be switched out of the r.f. line once the measurements have been made. This is done with 4S1, a four-pole, three-way, wafer switch. In switch position 1 the r.f. output goes across 4R1 and 4R2, without the antenna in the circuit, to enable the meter to be set to read full scale by using 4R5. Position 2 is the actual operating position for the bridge and in this position the a.t.u. may be adjusted to give a low or null reading on the meter. When this has been attained, position 3 on the switch cuts out the bridge and gives a direct line between the transmitter output and the a.t.u.


## Construction

The s.w.r. bridge and a.t.u. are built into the Minfordd Engineering type J6 Instrument Case. The a.t.u. section is direct wired between 4S3, 4L1 and 4C1. Coil 4L1 is wound onto a 25mm (1in) outside-diameter former. This can be any low-loss insulation material. A piece of plastics piping or a pill phial would be ideal. The prototype used a Perspex tube which was a 10p coin chute from a scrap fruit machine but more homely tubes may be used and even the diameter is only nominal. The coil is wound with 22 s.w.g. enamelled wire. It has 24 turns with a tapping at every two turns. Wind on the wire tightly and, after each two turns, pull out the wire at right angles to the former, make a small loop (about 6mm) and twist the wire round to form a termination point. It is helpful to stagger these tapping points by slightly offsetting them in twos or threes.

because if arranged in a straight line the job of soldering the switching wires to them becomes very fiddly. The coil is mounted above the base of the case on standoffs. These should be the correct size to space the coil equally from the top and bottom of the case.

The variable capacitor, 4C1, can be almost any capacitor of suitable physical size with a maximum capacitance in the 200 to 500pF range. The prototype used a Polycon capacitor of the type commonly used as the tuning control in cheap Far Eastern a.m. transistor radios. The transmitter output is such that this type of capacitor will serve quite well in the a.t.u. circuit. This capacitor could be gleaned from a scrap transistor radio but look for a capacitor which has a control shaft long enough to take a tuning knob. If a suitably sized air spaced capacitor can be found, so much the better. Only one section of the Polycon capacitor is used (there are usually two ganged sections) and it is wired as shown in Fig. 4.2. The termination tags of these capacitors vary from type to type and the constructor may have to inspect the component to choose one section of the capacitor. One tag will be connected to ground via the control shaft. Check which tag is connected to control shaft with an ohmmeter so as not to connect it to 4L1 by mistake and so short out 4C1 to ground.

The s.w.r. bridge is mainly wired around the function switch, 4S1 as shown in Fig. 4.2. The wafer switch may be clearly marked in sections or the constructor may have to identify the various contact tags with an ohmmeter. The main components are mounted onto the back of 4S1 with screened leads taking the signal to and from the switch. The spare sections of the switch are used to provide



Top and rear-panel views of Module 4, the ATU/SWR Bridge

mounting points for the components not directly wired to switch contacts. The wiring for the meter and 4R5 is also shown in Fig. 4.2. The meter is an ex-tape recorder meter bought cheaply at an amateur radio rally. Any moving coil meter with a full scale deflection of 1mA or less is suitable. The meter in the prototype proved to have a full scale deflection of some 200 $\mu$ A but 4R5 will adjust the available meter to suit the bridge. The case layout is shown in the photographs.

## Using the Module

The s.w.r./a.t.u. module requires no external power. It is simply inserted in the antenna line from the main transmit module. The transmitter output goes to the IN socket 4SK1 and the antenna is connected to the OUT socket 4SK2. If an end-fed piece of wire is being used as an antenna, tuned against an earth point, the output socket could be replaced with two terminals for antenna and earth. The module allows for the a.t.u. to be switched out using 4S2 and although the PW "Teme" will receive signals with the s.w.r. switch, 4S1, in position 2 or 3 (TEST and OUT), the transmitter should be used with the switch in the third position (OUT).

The setting-up procedure is very straightforward. With the antenna connected and the a.t.u. in the line, the transmitter is keyed with 4S1 in the SET position. This will show if an r.f. signal is being transmitted. In fact this position could be used to adjust the TUNE control in the transmit module for a peak in output. When using the s.w.r. bridge for the first time, 4R5 should be set to allow the meter to read full scale, with 4S1 on the SET position. Once this has been adjusted, that setting should suffice for

## ★ components

### MODULE 4 ATU/SWR BRIDGE

#### Resistors

$\frac{1}{2}$ W 5% carbon film

51 $\Omega$	3	R1-3
1k $\Omega$	1	R4

Sub-min. horizontal pre-set

10k $\Omega$	1	R5
--------------	---	----

#### Capacitors

Ceramic

1nF	1	C2
10nF	1	C3

Variable, Polycon

350pF	1	C1
-------	---	----

#### Switches

S1	4-p, 3-w wafer
S2	d.p.c.o. min. toggle
S3	1-p, 12-w wafer

#### Inductors

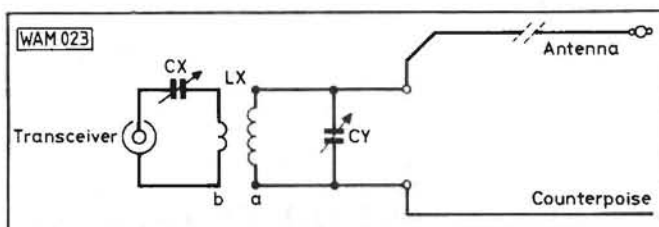
L1	24 turns 22 s.w.g. tapped every 2 turns on a 25mm (1in) dia. former
----	---

#### Miscellaneous

Meter (see text); Phono sockets (2); Case, Minifordd J6; Feet, knobs (3), etc.

all future use of the bridge with the transmitter. The switch in now placed in the TEST position. The aim is now to adjust the a.t.u. until the bridge detects a 50 ohm impedance on the antenna output. When this state is achieved, the meter will show a distinct null, indicating nothing, or next to nothing, on the scale. The actual null will be achieved by tuning 4C1 in conjunction with the correct setting of 4S3. Begin by trying to obtain a null with 4C1 and alter the position of 4S3 until a very low reading null point is found. The antenna should now be matched into the transmitter and the s.w.r. bridge can be removed by switching 4S1 to the OUT position. This type of s.w.r. bridge does not give any indication when the transmitter is keyed. Some operators like to see a dancing needle when they key the transmitter and such operators can find an alternative s.w.r. bridge circuit from the PW "Severn" in *Practical Wireless* August 1983, p. 65.

Alternative a.t.u. circuits could be used with the PW "Teme". One very suitable arrangement is to use the W3EDP Antenna on both bands. This is a simple antenna that will fit into many domestic situations, does not require an earth and gives a good account of itself with low power. It is shown in Fig. 4.4. The antenna does have a 26 metre



The W3EDP antenna and its associated a.t.u.



(85ft) top section but this can be bent around to fit available space. In fact, the antenna seems to work better with a few bends in it to break up the radiation pattern. The two capacitors can be made up from Polycon variables, as with the "L" match capacitor. One section is used for CY but both sections are parallel connected for CX. Again this arrangement was used, for only 7MHz, in the PW "Severn" transceiver. The a.t.u. is included again here because it works very well with many antennas which use open wire feeders. It could match up the PW "Teme" to a doublet or, as in my case, it tunes up a G5RV antenna with open feeders. Another possible a.t.u. circuit would be the "T" match circuit usually found in the *ARRL Handbook* as the "Transmatch".

Now that the a.t.u. and s.w.r. bridge are added the project is very nearly complete. All that remains is to add a suitable 12 volt stabilised power supply.

## The Power Supply (Module 5)

The PW "Teme" transceiver requires a supply of 12 volts d.c. which should be stabilised and well smoothed. The power requirements of the project are such that a battery supply is quite viable. The prototype has been used with a "Dryfit" sealed lead-acid battery and with a bank of "Cyclon" cells. Either of these render the transceiver portable but for home applications obviously a mains-powered supply is more convenient. Most power supplies capable of giving 12 volts at around 1 amp would be suitable although some of the cheaper power supplies sold for the CB market might not be adequate. The transceiver uses a direct conversion receiver and such receivers are very prone to picking up mains hum from poorly smoothed supplies. This power supply is also built in a matching case which can stack with the other modules in the unit.

## The Circuit

The circuit for the power supply (Module 5) is shown in Fig. 4.4. It contains no surprises, being the standard circuit associated with the three-pin integrated circuit stabiliser. The transformer is a toroidal type; the small physical size of this type of transformer being required to fit the whole supply into the standard J6 type case used throughout this project. The stabiliser i.c. requires some 18 volts to ensure the 12 volt output and the transformer chosen is, in fact, one with two 9 volt output windings which are wired in series to give the required voltage.

The a.c. voltage is rectified using a bridge rectifier capable of handling the voltage with a current rating at least twice the required 1 amp output. There is a whole range of such rectifiers made by various manufacturers. An experienced constructor could use four suitable diodes wired into a bridge circuit for full-wave rectification. The

reservoir capacitor 5C1 is a 4700 $\mu$ F electrolytic capacitor rated at 50 volts. This is somewhat more than the theoretically required capacitance but allows for more effective elimination of mains hum. A 1k $\Omega$ , 1 watt resistor 5R1 provides a small constant load across the supply which aids stabilisation and also safely discharges 5C1 at switch-off.

Stabilisation is provided by the LM240K-12 integrated circuit, 5IC1. Again other suitable components could be used from the range of 12 volt, 1.5 amp regulator i.c.s. The input and output filter capacitors 5C2 and 5C3 are small tantalum bead types, and are necessary to prevent parasitic oscillation in 5IC1. A switch for the mains supply, a 1 amp fuse and a 12 volt POWER ON bulb complete the circuit. The prototype used a rather smart push-button, on off mains switch with an integral indicator lamp and lens, but these are expensive. Any mains push or toggle switch with a separate indicator bulb would serve the purpose. The output is taken to a 5-pin DIN Socket, as shown in Fig. 4.4. This matches up with the control line cables used throughout the PW "Teme" project.

## Construction

Once again, the power supply module uses the J6 Instrument Case sold by Minfordd Engineering. The layout for the case is shown in the photographs. The LM340K-12 is mounted onto a heatsink on the back of the case. The

## ★ components

### MODULE 5 POWER SUPPLY

#### Resistors

1 watt 5%

1k $\Omega$  1 R1

#### Capacitors

Electrolytic 50V

4700 $\mu$ F 1 C2

Tantalum Bead 35V

0.33 $\mu$ F 1 C2

1 $\mu$ F 1 C3

#### Miscellaneous

Transformer 240V primary, 15VA, 2 x 9V secondaries (ILP Type 02011); Bridge rectifier 50V 2A; Regulator LM340K-12; Fuse, 1A, with holder; Indicator Lamp, 12V 0.1A with holder; Switch s.p.s.t. 240V; Heatsink for TO3 package device (Maplin FL59P or similar); 5-pin DIN socket; Case, Minfordd J6; Mains flex and plug; Feet, etc.

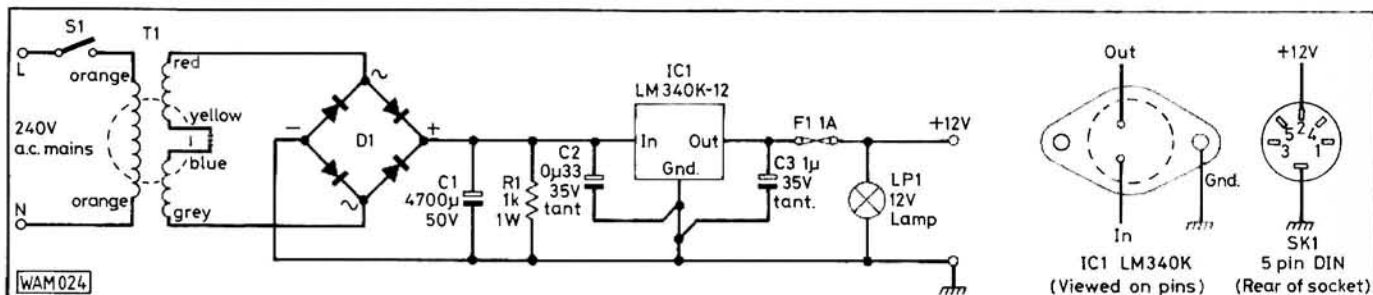




Fig. 4.4: Circuit diagram of Module 5, the mains-operated power supply



**Top and rear-panel views of Module 5, the Power Supply**

transformer has a single-hole fixing on the bottom panel and the various small components are directly wired around the fixed items in the case. The filter capacitors, 5C2 and 5C3 should be wired directly onto the pins of 5IC1, as close to the pins as possible and taken to the ground point on the i.c.

The prototype used a fuse inside the case but a panel-mounting fuse might be more convenient. No mains earthing was used on the prototype. Not good safety prac-

**Cases:** The J6 Instrument Case is available from Minffordd Engineering, Sun Street, Ffestiniog, Gwynedd L141 4NE. (076676) 2572.

The remainder of the components are available from regular *PW* advertisers.

- ★ ATU/SWR Module £11
- ★ PSU Module £15



INTERMEDIATE

tice, but when a balanced antenna is being used, as in my case, I do not earth the case of the equipment. **THE RISK IS YOURS.**

## Using the Supply

It is advisable to check the voltage of the supply before it is connected to the transceiver. A 5-pin DIN plug wired into the control voltage lines supplies the transceiver. So, "plumb it in" and use it.

## The Clock

The photographs of the complete *PW* "Teme" system show a digital clock sitting atop the stack of modules. No detailed description of the clock will be given here, as it consists merely of a ready-built liquid crystal display (l.c.d.) module built into a matching case with two momentary-contact push-button switches (for setting the time) and a suitable battery. Modules providing similar facilities are available from suppliers such as Cirkit, or complete clocks at a very reasonable price are offered at car accessory shops.

## Operating a QRP Transceiver

The completed *PW* "Teme" transceiver is a low-powered (QRP) station but is, in spite of the low power levels, capable of successful use on the 7 and 14MHz amateur bands. Remember that the power limitation means that the signal may be some 2 S-points down on a typical signal. As with all low-power operation, skill rather than brute force comes to the fore. Avoid calling "CQ" but instead look for stations making a CQ call and answer them. Another good technique is to "Tailend" an existing QSO. Sort out a required station making a contact, wait until the end of that QSO and quickly call in with a "two by two" (his callsign twice . . . DE . . . your callsign twice). Always remember to wait for that final "73" or "dit-dit" that many stations exchange at the end of a QSO.

Try to avoid letting the other station know too quickly that you are a QRP station. This can be worth 2 or 3 S-points in a report! A lot of useful advice on low-power operating can be found in the QRP section of the RSGB book *Amateur Radio Operating Manual*. Timidity is the enemy of the QRP operator; expect to gain QSOs and they often take place. It is often worth while calling "CQ QRP" on the International QRP Calling Frequencies of 7030kHz and 14 060kHz to enjoy the satisfaction of two-way QRP operating. Satisfaction is what operating a home-built QRP transceiver is all about. Contacts made on a transceiver built by the operator can exceed the satisfaction of those made on the most expensive of commercial stations. The respect that home-built equipment receives on the band can be quite surprising. Revel in the "FB SIGS FOR QRP" and "CONGRATS ON HOMEBREW STATION OM" and enjoy your home-built station. ●

### G-QRP Club

If the idea of QRP operation appeals to you, and you'd like to pursue it further, why not join the G-QRP Club, a specialist group for users and builders of Low Power Equipment. Details from: Fred Garrett G4HOM, 47 Tilshead Close, Druids Heath, Birmingham B14 5LT.

First of all, a Very Happy and Prosperous New Year to you all, and I hope that the attendance at club meetings at this time of the year will not fall off too drastically as members drool over the black boxes and other presents heaped upon them by their friends and relatives, pushing the old gear aside in the haste of trying the new equipment on the air!

May I remind club secs and the like that I would appreciate a copy of club programmes for the coming months as this cuts out a lot of largely unnecessary correspondence between myself and club officials. If your committee hasn't yet produced such a programme it is high time that they did!

**308 ARC Dave Davis G6YQD, 13 Maple Road, Surbiton, Surrey**, for the time being, as the club is without a secretary. Every Tuesday at 8pm Coach House, St Mark's Church, Surbiton, Surrey. Closing date for the constructional competition is January 29.

**Abergavenny & Nevill Hall ARC Dave Jones GW3SSY, 80 Croesonen Parc, A'gavenny, Gwent**, is the sec and the club meets every Thursday at 7pm at the Pen-y-fal Hospital above the Male Ward 2, with code classes to kick off with. The club is an official RAE exam centre with January 15 the deadline for entries for the March 18 exam, and February 15 for the May 13 RAE. Late entries can only be accepted for the May exam the last date being March 10.

**Acton, Brentford & Chiswick ARC G3IU W. G. Dyer G3GEH, 188 Gunnersbury Avenue, Acton, London W3**, the sec, says that important items will be discussed at the AGM to be held on Tuesday January 15 at the Chiswick Town Hall, High Road, Chiswick, London W4, at 7.30pm. Visitors and new members welcome.

**East Antrim ARC G14KK D. C. Simpson G14PRH on Ballyclare 41655** is the sec. Second Tuesday at 8pm, the Fairview Primary School, Hillmount Avenue, Ballyclare, with a wide range of events already planned.

**Aycliffe & Shildon ARC E. W. Bate on (0388) 774466 or (0325) 314638** is the sec, the club meeting at 8 on Tuesdays at the Sunnydale Leisure Centre, Middridge Lane, Shildon, Co Durham. January 8 is showing-off time for those Christmas presents, with a video evening on the 15th and a talk on antennas on the 22nd. The 29th is down for a discussion and quiz.

**Basingstoke ARC G3TCR G8JYN E. C. Thompson G4SQZ, 21 Wigmore Road, Tadley, B'stokes, Hants**. Second Tuesday at 7.30, the Swan Inn, Sherbourne St John, near B'stokes.

**Bath & District ARC Colin Ashley G4UMN on Frome 63939**. Meets alternate Wednesdays in the Englishcombe Inn, E'combe Lane, Bath, at 8pm, but contact the sec to find out which Weds this means. A winter schedule is in full swing.

**Biggin Hill ARC G4RQT G6TBH Ian Mitchell G4NSD on (09598) 376**. St Mark's Church Hall, Biggin Hill, Kent, third Tuesdays although the AGM is down for the fourth in January, the 22nd. Demos of RTTY and ATV are among events planned for '85.

**Blackmore Vale ARS Bill Bailey G1GRG on (0963) 70969**. Second Tuesdays in the old coach-house behind the Bell & Crown at Zeals, Somerset, for demos, lectures and the like and fourth Tuesdays for general chat and



# CLUB NEWS

Compiled by Eric Dowdeswell G4AR

Reports to Eric Dowdeswell,  
57 The Kingsway, Ewell Village,  
Epsom, Surrey KT17 1NA

PLEASE MARK "CLUB NEWS"

constructional projects. An RAE class is in full swing.

**Braintree & District ARS G4JXG G6BRH Jeff Roberts G6OIX, daytime on (0376) 47525, evenings on 44857**. Don't overlook new arrangements for first and third Wednesdays, 8pm, St Peter's Church Hall, St Peter's Close, B'tree. Own car park and talk-in on S15.

**Bristol ARC T. E. A. Rowe G8NNU on Bristol 559398**. Every Tuesday at YMCA, 6 Park Road, Kingswood, B'tol, with RAE and Morse code classes. January 8 is night-on-the-air with the 15th devoted to 430MHz dish design and construction. The 22nd is Z80 machine code time for beginners.

**North Bristol ARC G4GCT Ted Bidmead G4EUV, 4 Pine Grove, Northville, Bristol**. Fridays at the SHE, 7 Braemar Crescent, Northville, Bristol, with the AGM on January 25.

**South Bristol ARC G4WAW Len Baker G4RZY on (0272) 834282**. Wednesdays, the Whitchurch Folk House, East Dundry Road, W'church, Bristol. January 9 is c.w. activity night with films and slide show on the 16th. While 70MHz is the subject for the 23rd ending with constructional workshop on the 30th. Note February 6 concerns cables and connectors.

**Bury RS Brian Tyldsley G4TBT on Burnley 24254**. Every Tuesday at 8pm, the Mosses Centre, Cecil Street, Bury, with principal meeting on second Tuesday the others being regarded as more informal.

**South Cheshire ARS G6TWB Nick Gutten G6IGW on Crewe 60062**. Centred on Crewe and Nantwich, the club meets on second and fourth Mondays at 8pm, the Vic

toria Club, Gatefield Street, Crewe, with very wide range of AR activities. Club net on Sundays at 8pm on S14.

**Cheshunt & District ARC G4ECT G6CRC Roger Frisby G4OAA on Hoddesdon 464795**. Wednesday evenings at 8 in the Church Room, Church Lane, Wormley, near Cheshunt, Herts. G4FAI speaks on the Morse telegraph on January 9 and on the 23rd G3GJW deals with the RSGB.

**Chichester & District ARC C. Bryan G4EHG on Chichester 789587**. First Tuesday and third Thursday at 7.30, the Fernleigh Centre, 40 North Street, Ch'chester, in the Green Room. Jan 1 is "Bring along a computer" evening, in the Long Room, with satellite communication systems by Graham Swann on the 17th.

**North Cornwall RC John Heeson G4FHL on Camelford 770406**. First Wednesday at the RAOB HQ, Fore Street, Camelford, at 7.30pm. Morse code classes by ex marine op G4WMJ.

**Derwentside ARC (Consett) June Wallis G1AAJ, 10 Middlewood Road, Lanchester, Durham**. New venue is the Consett Association Football Club, Belle Vue Park, Consett, on Mondays at 7pm. Old and new members welcome.

**North Devon RC George Hughes G4CG, "Crinnis," Highwall, Barnstaple, North Devon**. New venue and times, now first Wednesdays at 7.30, at Micro Chips, Castle Street, Barnstaple.

**Doitwich ARC Gordon Taylor G4HFP, 6 Marlborough Drive, Stourport-on-Severn or S-on-S 3818**. Second and fourth Mondays at the Scout HQ, Union Lane, W'wich, at 8pm. Micros and vintage radio among wide choice of AR interests.

**Dunfermline RS GM3IDS R. Mackie on D'fermline 73640**. New and permanent meeting spot is the Outh Wireless Station, Knockhill, by Dunfermline, with transport available from the town centre. It's every Tuesday evening at 7.30pm with a larger membership now being sought.

**Dunstable Downs RC P. A. Morris G6EES on D'stable 607623**. Friday evenings at 7.30, Chews House, High Street South, D'stable, Beds, with a junk sale on January 4 and AMTOR, RTTY and packet radio the subject for February 1. The club AGM is on February 15.

**Ealing & District ARS G3UUP G8UUP Anton Berg G4SCR on 01-997 1416**. Tuesday evenings at 7.30, Hanwell Community Centre, 71a Northcroft Road, London W13, with talk-in on S9 and 434-225MHz. Wide ranging interests from RTTY to micros. The club's AGM is on January 15.

**Edgware & District RS G3ASR John Cobley G4RMD, Hatfield 64342**, is sec of the club which meets second and fourth Thursdays at 8pm, 145 Orange Hill Road, Burnt Oak, Edgware, Middx. Slow code classes at the club and on the air from G3ASR. January 10 is AGM time but the 24th is informal.

**Farnborough & District RS Peter Taylor G4MBZ on F'borough 837581** is the club's PRO. Second and fourth Wednesdays at the Railway Enthusiast's Club, Access Road, which is off Hawley Lane, F'borough, starting at 7.30pm, with a talk in on 144-775MHz f.m. On January 9 G3AQC will present his "Aerial Circus" with constructional contest winner G4JNT having the floor on the 23rd.

**Flight Refuelling ARS G4RFR G6SFR Doug Wilkes G8ZLH, 63b Runnymede**



**Avenue, Bournemouth BH11 9SG on (0202) 570894.** Club meets every Sunday at 7.30 pm at FR Sports and Social Club, Merley Park Road, Merley, Nr. Wimborne. January 13 has the new chairman G8MCP and new committee discussing ideas for the year.

**Fylde ARS H. Fenton G8GG on Lytham St Annes 725717.** Meets first and third Tuesdays, the first being a talk or similar, the second code classes and get-together, all at the Kite Club, Blackpool Airport at 7.45pm. Main feature for January is the AGM on the 15th. The RSGB video *Secret Listeners* will be shown on February 5.

**Glenrothes ARC GM3ULG GM4GRC R. Lamont GM4LYQ, 132 Ballater Green, Glenrothes, Fife.** Meetings every Wednesday and Sunday at 7.30 at Provosts Lands, Leslie. On Jan 20 it's tales of DXpeditions undertaken by club members, including GM3YOR's trip to VP2M-land. RAE and Morse code classes are conducted at the Balwearie High School, Kirkcaldy.

**Greater Peterborough ARC G4EHW Frank Brisley G4NRJ of 27 Lady Lodge Drive, Orton Longueville, P'borough.** The club's AGM will be held on January 24 at the Southfields Junior School, Stanground, P'borough, at 7.30pm. Normally, meetings on the fourth Thursday except during school holidays.

**Grimsby ARS G3CNX G. J. Smith G4EBK, 6 Fenby Close, Great Grimsby, S. Humberside.** "Every other Thursday" doesn't mean much I'm afraid, but first Mondays of the month is a special gathering for the computer boys and girls. All at the Cromwell Social Club, Cromwell Road, Grimsby.

**Hambleton ARS Dr. A. Wilson G3MAE on Great Smeaton 530.** "Fortnightly" also doesn't convey very much but I have interpolated it as January 7 and 21 in Room C11 of the Allertonshire School, Northallerton, N. Yorks. This new society will cover all aspects of amateur radio at its meetings.

**Radio Society of Harrow G3EFX Alison Wilson G6NDJ on 01-868 2159** is the hon sec of this club which meets at the Harrow Arts Centre, High Road, Harrow Weald, Middx, at 8pm, every Friday evening at 8.15. The informal evenings include Morse code classes and on-the-air activity with the club station. A sale of used equipment takes place on January 4. Talk-in is on RB14.

**Hastings Electronics & RC Dave Shirley G4NVQ on Hastings 420608.** Third Wednesdays at 7.45pm, West Hill Community Centre, Croft Road, Hastings with the club room at Ashdown Farm Community Centre, Downey Close, which is just off Harrow Lane, available at 8pm every Friday. The meeting on January 16 will have a demo on the Sony Compact Disc equipment.

**Hilderstone RS Dr Ken Smith G3JIX, Staple Farmhouse, Staple, Canterbury, Kent.** Fridays at 7.30pm, Hilderstone Adult Education Centre, St Peters, Broadstairs, Kent, with the emphasis on helping beginners and s.w.i.s. This new club also runs all the usual AR club features.

**Inverness ARC GM4TPF GM1DZU David Jones GM4SXD on (08083) 240.** Every Thursday evening at 7.30pm, Cameron Youth Club, Planehead Road, Inverness. Interests include a local RAYNET group.

**Isle of Man RS GD4IOM Anthea Matthewman GD4GWQ on (0624) 22295.** Meets Mondays at 8, the Keppel Hotel, Cregny-Baa, IOM. Contest operation is among the

club's many interests.

**West Kent ARS Brian Guinnessy G4MXL on (0892) 32877.** Every Friday at 8, Adult Centre Annex in Quarry Road, Tunbridge Wells, Kent. Club mag *QLF* has a very informative article on RTTY/AMTOR, plus info on local RAYNET group.

**East Lancashire ARC Stuart Westall G6LXU on Accrington 393457.** First and last Tuesdays of the month at the Conservative Club, Cliffe Street, Rishton, Lancs, with demo or lecture on the first and informal gathering on the last, all starting at 7.30pm.

**Leighton Linslade RC G4LLR G6LRC Ian Jardine GIACQ on (0525) 376741.** In Room A64, the Vandyke Community College, Vandyke Road, Leighton Buzzard, starting at 7.30pm. First and third Mondays.

**Leith Nautical College AR & Electronics Club GM4AXG Susan Beech GM4SGB, 24 Milton Road East, Edinburgh,** which is the college's QTH. Constructional evening every Monday at 6pm in the electronics lab T2-4 with a wide range of testing equipment available to members.

**Loughborough ARC G3RAL Jim Smith G4DZL, c/o Top Floor, Brush Sports & Social Club, 18 Fennel Street, L'borough, Leics,** is the programme sec and the venue is the same. Every Tuesday at 7pm for the constructional group and every Friday at 8pm for the "organised" group, i.e. lectures, demos and the like. On January 25 G4RVW will talk on his QRP DXpedition to DL-land. February 1 is down for an open forum.

**South Manchester RC D. Holland G3WFT on 061-973 1837.** Friday and Monday evenings at 8, the Sale Moore Community Centre, Norris Road, Sale, Cheshire. On January 4 G4AOK talks on 'scope design while on the 11th G6EAO deals with radio analysis (?), then on the 18th it's G3PFR on microwaves. At the end of the month, the 25th, RTTY is the subject of G4NTY and G4MYB. Note the club quiz on February 1.

**Mansfield ARS Keith Lawson G4AAH, 233 Southwell Road West, Mansfield, Notts.** First Friday and third Tuesday of the month at the Victoria Social Club, Prince's Street, Mansfield, Notts.

**Medway AR & TS G5MW G8MWA Andy Wallis G4TQS on (0634) 363960.** Meets at St Luke's Church Hall, King William Road, Gillingham, Kent. January events include G8VR on working meteor scatter on the 11th, and a video show on the 25th, which seems to make it every Friday. Note now the constructional contest scheduled for February 1.

**Newark & District ARC Michael Gayler G4SDZ on (0636) 702076.** First Thursday at the Palace Theatre, Appletongate, Newark, at 7.30, plus an informal meeting at a local pub around the middle of the month, to which YLs and XYLs are particularly invited. Club net every Monday at 8 on 144.525MHz.

**ARC of Nottingham G3EKW G6CW G8IUT Jim Towle G4PJZ on N'ham 624764.** Thursdays at 7.30, Sherwood Community Centre, Mansfield Road, N'ham, with a brains trust on January 10, G3OZ dealing with 'scopes on the 17th, and an activity on-the-air night on the 24th.

**Oldham ARC Fiona Butterworth G4SPX on 061-652 8862.** Monday meetings at 8.30pm at the Wheatsheaf Hotel, Derker Street, Oldham.

**Oswestry & District ARC Brian Goldsmith GW6YIY on (0691) 831023.** Meets first

Tuesday of every month at 8pm, the Bell Hotel, opposite the Parish Church, Oswestry.

**Port Talbot ARC GW3EOP Joe Griffiths GW4IGR on (0639) 720416.** Every Thursday at 7.30pm, the British Steel Corp Sports and Social Club with a full winter programme promised.

**RAIBC Frances Woolley G3LWY, 9 Rannoch Court, Adelaide Road, Surbiton, Surrey.** The club now has its own call sign G1IBC for use on the many nets held by RAIBC members on v.h.f. during the week. The club derives quite a lot of income from the stalls it stages at the many rallies and shows during the year.

**St Helens & District ARC Alan Riley G6MXT on 051-430 9227.** Every Thursday evening at the Conservative Rooms, Boundary Road, St Helens, Merseyside, at 8pm, with code classes starting half an hour before that.

**Southdown ARS G3WQK G1KAR T. Rawlance G4MVN, 18 Royal Sussex Crescent, Eastbourne.** First Monday of the month at the Chaseley Home, Southcliff, Eastbourne, at 7.30pm. A south coast RTTY repeater project is on the cards.

**Spen Valley RS G3SVC T. J. Clough G4PHR on Mirfield 499397.** Thursdays at 8pm, the Old Bank WMC, Mirfield, with G4OTL speaking on Viewdata on Jan 10, and G8HUA discussing fast scan TV on the 24th.

**Stowmarket & District ARS M. Goodrum G3ZQU on Stowmarket 676288.** New venue is the Maltings Entertainment Complex opposite the railway station. First Mondays with a presidential lecture on January 7 and a junk sale on February 4.

**Stratford-upon-Avon & District ARC David Boocock G8OVC on S-on-A 750584.** Second and fourth Mondays of the month at the Control Tower, Bearley Radio Station, Bearley, near Stratford, at 7.30pm. "Oscilloscopes at work" is the subject for G3MXH on January 14 and a practical evening making p.c.b.s. on the 28th. For the diary there is a junk sale on February 11.

**Sutton & Cheam RS Alan Keech G4BOX, 26 St Albans Road, Cheam, Surrey,** with meetings on the third Friday at 7.30pm, the Downs Lawn Tennis Club, Holland Avenue, Cheam. Don't miss a chat on QRP operation from Chris Page G4BUE on January 18.

**Swale ARC G4SRC Brian Hancock G4NPM on (0795) 873147.** At the Ivy Leaf Club, Sittingbourne, Kent, on Mondays at 7.30pm.

**Taunton & District ARC G3XZW L. S. J. Ford G4ZLF, 23 Laburnum Road, Wellington, Somerset.** Fridays at 7.30pm in the basement of the County Hall, The Crescent, Taunton. New members and visitors most welcome.

**Tiverton (SW) RC G4TSW G. Draper G4ZNV on (03634) 235.** Every Monday at 7.30pm at the Queen's Head in Tiverton where antennas and a club station have been installed.

**Thornton Cleveleys ARS Jack Duddington G4BFH on (0253) 853554.** Every Monday at 7.45pm, 1st Norbreck Scout HQ, Carr Road, Bispham, Blackpool. First and third Mondays have guest speakers, second and fifth are advanced Morse classes by G3ZRZ, fourth Mondays are construction time and informal.

**Todmorden & District ARS E. Tipping, 3 Cliffe Villas, Longfield Road, Todmorden, Practical Wireless, February 1985**

**Lanes**, is social sec and says club meets on first Monday of the month at the Queen's Hotel, Todmorden, at 8pm, with a warm welcome for visitors.

**Torbay ARS G3NJA G8NJA Tony Rider G6GLP, 3 Dawes Close, Orwell Cross, Newton Abbot.** Sad news is that the club has had to vacate the premises where it has met for the last 27 years. So contact Tony for the latest news on a new place and details of club events.

**South Tyneside ARS Tony Adamson on (0632) 567305.** Newly-formed group meets every Monday at the Martec Club in the grounds of the South Tyneside College, enter via the Grove Road entrance. Plans under way for all the usual AR activities, including a club station.

**Verulam ARC Hilary Claytonsmith G4JKS is on St Albans 59318.** Meetings second and fourth Tuesdays at the RAFA HQ, New Kent Road, off Marlborough Road, St Albans, Herts, at 7.30pm. The subject for the gathering on January 22 is microwaves by G8MWR.

**North Wakefield RC GB2NWR G4NOK G6WRS Steve Thompson G4RCH on (0532) 536633.** Every Thursday at 8pm, the Carr Gate WMC. It's on-the-air night on January 10, with a visit to Pontefract for a junk sale on the 17th. Test equipment is the lecture subject for the 24th by G8UYZ.

**West Bromwich Central RC John Bates G6ZLW on 021-553 0531.** Change of venue for the club, now at the Hop & Barleycorn, Dartmouth Street, W. Bromwich, every Sunday evening at 8pm. RAE and Morse code classes are included in the facilities.

**Wimbledon & District ARS George Cripps G3DWW on 01-540 2183.** Second and last Fridays of the month at 8pm, the St John Ambulance HQ, 124 Kingston Road, Wimbledon, London SW19, with refreshments mid-evening. A video of the club's annual camp at Chessington will be shown on January 11, with general activity evening on the 25th including Morse code practice.

**Wirral ARS G3NWR Cedric Cawthorne G4KPY on 051-625 7311.** First and third Wednesdays at 7.45pm, the Parish Hall, Heswall, behind the church. Talk-in on 144-725MHz. Club net on this frequency at 7.30pm every night.

**Wirral & District ARC G4MGR G8WDC Gerry Scott G8TRY on 051-630 1393.** Second and fourth Wednesdays at the Irby Cricket Club, Irby, Wirral, with club net on S13.

**Wolverhampton ARS Keith Jenkinson on (0902) 24870.** Every Tuesday at 8pm, W'hampton Electricity Sports and Social Club, St Mark's Road, Chapel Ash, W'hampton, with a talk on home security on January 15, junk sale on the 22nd. On

February 5, G4JCP delivers second part of his talk on data comms and packet radio. On Sunday January 20 there is 144MHz d.f. hunt starting at the children's paddling pool, Upper Green, Tattenhall, which is near W'hampton, starting time unknown.

**Worcester & District ARC Derek Batchelor G4RBD on W'cester 641733** is the new secretary of this club which gathers for formal meetings on first Mondays at the Odd Fellows' Club in New Street, W'cester, and on third Mondays informally at the Old Pheasant in the same street, all at 8pm. Videos on an "Aerial Circus" and the JARL visit to China are featured on January 7.

**Yeovil ARC G3CMH G8YEO Eric Godfrey G3GC on (0935) 75533.** Thursdays at 7.30pm, the Recreation Centre, Chilton Grove, Yeovil, with G3MYM describing how to make an absorption wavemeter on January 10 and talking about the sunspot minimum, on the 17th.

Deadlines for copy for the next three months are as follows:

Cover Date	Deadline for copy	Covering events from early:
April 1985	January 15	March
May	February 15	April
June	March 15	May

## Swap Spot

Have DXTV Antiference MH473 antenna for v.h.f. bands 1 x 3, v.g.c. Also 50m RG8U low loss cable with Realistic PRO47 scanner, 20 crystals amateur and maritime. Would exchange for scanner with air bands on it, 108-138MHz. Would prefer SX200N. John. Tel: 051-922 9632 anytime (Liverpool). **W698**

Have Cossor 480 radiogram and three receivers plus service data. All sets faulty—Philips 785A, Graetz Comedia, "4R" UKW Vollsuper Ferguson 325A. Would exchange for HMV 1120 receiver in perfect working order. Mattison, 177 Willow Lane, Lancaster LA1 5NB. **W699**

Have photographic colour printing analyser (valved) Lectra PTM-10. Would exchange for FRG-7700 or similar. Tel: Walsall 642509. **W701**

Have 12AVQ vertical trapped antenna. Would exchange for rotator, g.d.o. w.h.y. G3KEC. Tel: Looe 3651. **W703**

Have 90+ radio valves, many unused, 7 Dekatrons, various bulbs, switches, metal rectifiers, double rotating switch, valve holders, equipment fans, speakers etc. Would exchange for w.h.y. Please write first to F. J. Hunt, 45 Ashmead Road, Maybush, Southampton SO1 6DJ. **W704**

Have sound cine camera and projector, audio dubbing facility, auto zoom, macro lens. Would exchange for any working 430MHz transceiver. G1JEO. Tel: 0942 712145 (Ashton in Makerfield). **W710**

Have Heathkit HW8 and astronomical refracting telescope, complete with spotting scope, field tripod, three eyepieces and Slo-mo dec axis. Would exchange for Sony ICF2001 or consider other solid state general coverage receiver. Kevin G4MDQ. Tel: 0709 877496 during working hours. **W718**

Have complete TV TX/RX with MTV 435 Pye camera, 21-element Tonna. Would exchange for h.f. linear, FC-102 a.t.u., FV-102DM v.f.o. Also have two colour monitor chassis. Would exchange for w.h.y. Dave. Tel: 0709 67471 (Rotherham). **W722**

Have electronic typewriter with matching plug-in 6K Memorymatic unit, M44. In v.g.c. with operating manuals. Would exchange for AR2001 plus discone antenna in mint condition. Cash adjustment and buyer collects. Tel: Hemel Hempstead 45649 after 6pm any day. **W724**

### STOP PRESS!

It was announced on 7 December that UK Class B Licence-holders who wish to use Morse code in their radio contacts may do so for an experimental period of one year commencing 1 April 1985.

Any Class B licensees interested in participating in the experiment should apply to the RSGB requesting a letter of variation to their licence to permit them to transmit Morse code from their station address.

Write to the Secretary, RSGB, Alma House, Cranborne Road, Potters Bar, Herts EN6 3JW, enclosing two first-class stamps to cover costs and postage. There is no selection process, and all applicants will receive a letter of variation plus guidance leaflet.

It is hoped that the experiment will encourage Class B licensees to practise the sending and receiving of Morse in preparation for the amateur Morse test and help them to see its advantages as a mode of transmission.

NOW  
AVAILABLE

3

# Practical Wireless publications

## ARE THE VOLTAGES CORRECT?

A reprint of Roger Lancaster's popular series which tells how to fault find in radio and electronic equipment incorporating transistors, integrated circuits or valves, using just a multimeter. With 44 pages, *Are the Voltages Correct* costs £1.50 plus post and packing (see Order Form below).

Not forgetting our two old favourites: *Out of Thin Air* — a guide to antennas and propagation (80 pages), and *Passport to Amateur Radio* — a tutor for the RAE course (88 pages).

Send your order and remittance to IPC Magazines Ltd., Post Sales Department, Lavington House, 25 Lavington Street, London SE1 0PF.  
Company registered in England, Regd. No. 53626  
A subsidiary of Reed International plc

INTRODUCING

## RTTY

A collection of articles reprinted from *Practical Wireless* which will lead the newcomer into the world of communication by RTTY — printing over a radio link. *Introducing RTTY* has 32 pages and costs £1.00 plus post and packing (see Order Form below).

## WIRES & WAVES

A guide to antennas, accessories and propagation. More than 40 recent articles reprinted from *Practical Wireless*, including Fred Judd's series *Antennas*. *Wires & Waves* has 160 pages and costs £3.00 plus post and packing (see Order Form below).



## ORDER FORM

Title, Price and Number Required		Cost	
	No.	£	p
Out of Thin Air £1.25			
Passport to Amateur Radio £1.50			
Are the Voltages Correct £1.50			
Wires and Waves £3.00			
Introducing RTTY £1.00			
TOTAL COST			
Add Post & Packing (60p for one title; £1.00 for two or more)			
TOTAL MONEY TO SEND £			

Please send your order and remittance to:  
**IPC Magazines Ltd., Post Sales Department,  
Lavington House, 25 Lavington Street,  
London SE1 0PF**

NAME .....  
(BLOCK LETTERS)

ADDRESS .....  
(BLOCK LETTERS)

.....

..... Post Code .....

I enclose P.O./Cheque No ..... Value.....

UK remittances must be by crossed postal order or cheque (name and address on back please) and made payable to IPC MAGAZINES LTD  
Remittances with overseas orders must be sufficient to cover despatch by sea or air mail as required. Payable by International Money Order only.



# Modifying The FRG-7



**by Peter D. Rouse GU1DKD**  
**Part 4**

In this final part of the series on modifying the FRG-7 receiver we look at problems with b.f.o. drift and some of the points raised by readers.

### BFO Drift

I mentioned in Part 1 of the series that one area of the receiver where performance was weak was the b.f.o. and its tendency to drift over fairly short periods of time. Sure enough it was the main point raised by those readers who wrote to me, in particular, Bob Marshall of Canterbury, Dr. Alan Bryce G4NCR and Bob Wilkinson G3VVT.

Everyone agreed that the close proximity (a mere 6mm) of the b.f.o. tuning coil to the heatsink of the audio amp. i.c. was no doubt the main cause. Various suggestions were put forward but all involved fairly tricky modifications to the existing circuit. The philosophy of this series had been all modifications should be add-ons which could easily be removed and in fact by the time Part I was in print I was already working on a circuit that used ceramic resonators. I had chosen these in preference to quartz crystals which were expensive and bulky and not very easy to obtain.

## Ceramic V Quartz

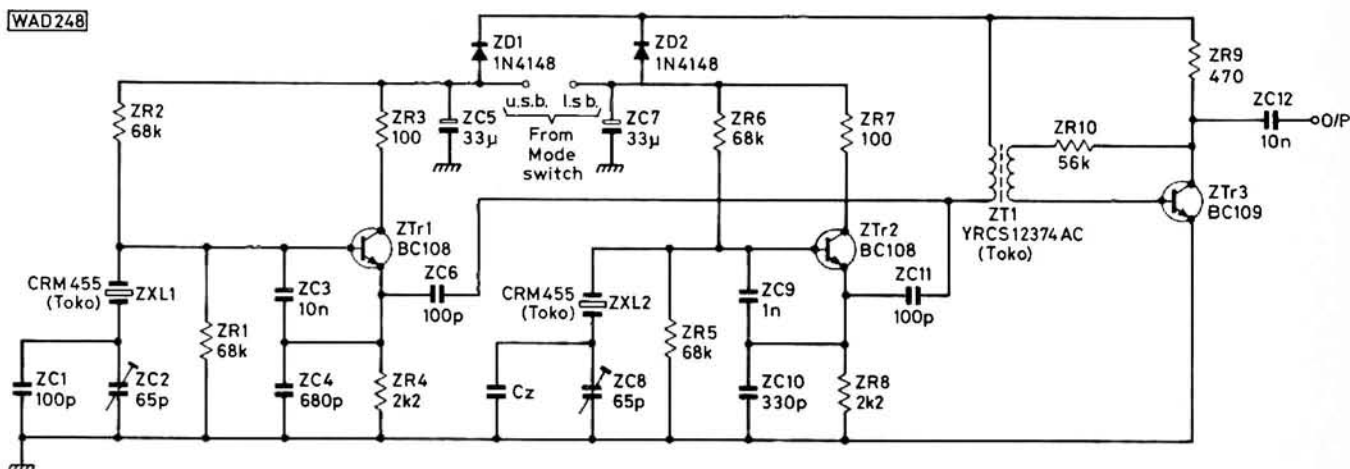
It has been known for years that oscillators could be made using standard ceramic filters as the resonating element and more recently manufacturers have been produc-

ing a range of ceramic devices intended specifically as inexpensive substitutes for quartz crystals. These ceramic resonators are not as accurately cut as good crystals and do not have the same temperature stability. Even so they are smaller than quartz equivalents at low frequencies and their stability is more than adequate for our purposes. Important as well from the point of view of this series, they cost pence and not pounds. Measurements made on the original b.f.o. showed that it was quite capable of drifting by as much as 200Hz over just 5 minutes whereas with the circuit presented here the drift is limited to less than 20Hz in the same period.

Although details are given only for u.s.b. and l.s.b. frequencies for the Toko MFL filter which has a centre frequency of 453.5kHz, it is possible to adapt the circuit for other i.f.s. A range of these devices is available from Cirkit and frequencies include 455, 460, 500, 560kHz and 1MHz.

## Oscillator Design

Having decided on the method of curing the problem, the actual design proved a bit tricky. Several circuits for using ceramic resonators have been published and all involved using a standard Colpitts oscillator. When these circuits were tried they were rich in harmonics which appeared as very strong signals within the receiver's normal tuning range. Even including a 455kHz transformer for coupling had little effect as the circuits were radiating



**Fig. 4.1: Circuit diagram of the ceramic resonator b.f.o. for use with the Toko MFL 453.5kHz i.f. filter. See text for alternative centre frequencies**

strong signals. Other oscillator arrangements were tried but all seemed to suffer from the same problem to one degree or another and so it was back to the Colpitts circuit. Some 455kHz transformers were tried as part of the oscillator circuit but the old problem of thermal drift appeared again particularly when the resonator was pulled off its natural frequency. The only solution was to include an unusually high value capacitor between the base and emitter of the transistor. Despite the relatively small difference in frequency of the two oscillators the values of these capacitors vary quite widely and are fairly critical as are the emitter/ground capacitors if symmetrical waveform and reliable starting are to be maintained.

## The Working Circuit

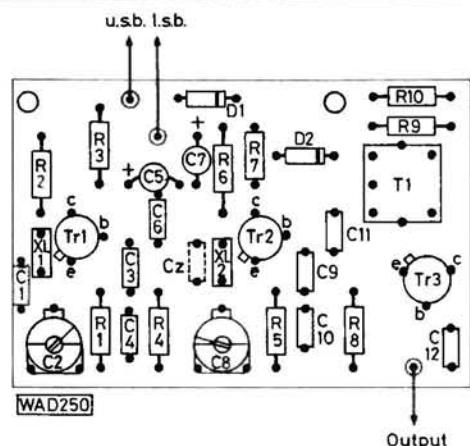
The final circuit shows component values for frequencies of 452kHz (ZTr1) and 455kHz (ZTr2) and these are the b.f.o. frequencies required for the MFL filter. Notes are included at the end of this article for adapting the circuit for other frequencies. The two oscillators are switched into circuit by the FRG-7's MODE switch and diodes ZD1 and 2 ensure that whichever circuit is on, current is still supplied to the buffer amplifier, ZTr3.

I found harmonics only appeared at low level at two points on the kilohertz tuning dial and were not a nuisance.

## Construction and Fitting

Construction is fairly straightforward and the only word of caution concerns the capacitors in the tuned circuits. These should be good quality devices otherwise expect degraded stability. Use of the printed circuit board is advised as materials such as strip board may cause problems because of capacitance between tracks and non-compatibility with the pin-out of the transformer. The p.c.b. also has the advantage of having mounting holes that match existing positions on the FRG-7's chassis.

Once construction is complete the fitting process is fairly easy although the MODE switch will have to be unmounted and pulled out of its hole. Refer to Fig. 4.3 and note the position of the wire that bridges two contacts on the back wafer of the switch and then goes to a pad on the IF/AF board where it feeds to R442. This connection is the power supply feed to the original b.f.o. and the bridge on the wafer switch must be cut and the wire unsoldered from the pad. A second wire is soldered onto the now disconnected switch contact and both the wires now carry the appropriate oscillator supply to the new b.f.o. board.



**Fig. 4.2: Component placement and p.c.b. track pattern of the ceramic resonator b.f.o., shown full size. Capacitor C<sub>2</sub> is not required when using the MFL 453.5kHz filter. Note the prefix letter Z has been omitted for clarity**

The circuit based around ZTr1 is for the u.s.b. frequency, 452kHz and ZC1 provides the necessary high capacitance needed to pull the resonator, ZX1, well off its natural frequency. The trimmer capacitor ZC2, is used to tune the circuit for the exact frequency and capacitor ZC6 couples the output to the transformer, ZT1. The oscillator based on ZTr2 is almost identical except for the values of ZC9 and ZC10 (as already explained). Capacitor C<sub>2</sub> is not required when the circuit is used with the MFL filter but may be needed for other frequencies and so provision has been made for it on the p.c.b. layout.

The output from both oscillators goes to the coupling transformer ZT1 which was included to ensure that harmonics were not amplified to any appreciable degree. The transformer used was a second i.f. type salvaged from a portable radio but if a suitable component is not to hand a part number is included on Fig. 4.1.

Harmonics from this circuit are at roughly the same level as those from the set's existing b.f.o. and fitting the circuit board inside a screened case would obviously reduce them even further. Adding de-coupling capacitors back along the switched supply will also make a marginal difference. However, try the unit as it is as in my own case

It is important now that the coupling capacitor in the set's own b.f.o. is removed. It is clearly marked on the board as C439 and must be taken out of circuit otherwise the old b.f.o. will load the new circuit.

The output of the new b.f.o. is fed via a short wire link to the pillar of test point TP405 on the IF/AF board. The only other connection is chassis ground which can be taken to any convenient point.

Once these connections have been made, remove the two screws that hold the IF/AF board to the front right hand side of the chassis and replace them with screws from the underside of the chassis so that 25mm mounting pillars can be screwed onto them from the top. The p.c.b. is now mounted on these pillars and assuming there are no faults it only remains for the correct frequencies to be set up.

## Alignment with Instruments

The use of a digital frequency meter and an oscilloscope will make alignment quick and easy but do not worry too much if you do not have access to such instruments. Absolute accuracy of frequency is not as important as

stability and that latter quality is virtually guaranteed by the ceramic resonators. Assuming the instruments are available, allow half an hour for the set to warm up, disconnect the antenna and find any tuning point where there is no signal of any kind. Switch to u.s.b. and monitor the circuit output. Tune ZC2 for 452kHz and adjust the core of the transformer for a good symmetrical waveform. Note that this adjustment may well affect the frequency of the oscillator slightly but don't worry about that at this stage. Now switch to l.s.b. and trim ZC8 for 455kHz. If the oscillator won't start, you will need to adjust the core of the transformer until it does. With the oscillators running at roughly the required frequencies it is now necessary to find a setting of the transformer's slug where the output level from each is roughly equal. Once this has been achieved, do not touch the transformer any further and now make final adjustments to obtain exact frequencies by using the trimming capacitors.

## Trial and Error Alignment

If trial and error must be used then start by turning the core of ZT1 until it is fully out and set ZC8 for maximum capacitance. Connect an antenna to the set, switch in the WIDE filter and find a good strong a.m. broadcast transmission. Tune it as accurately as possible using the S-meter and then switch to l.s.b. Now trim ZC8 until you hear the b.f.o. zero beat with the transmission (if this does not happen try screwing in ZT1's slug until it does). Once you have the zero beat, screw in the transformer slug and at some point the oscillator should switch off (if it does not, just leave the slug set at the mid-way position). Bring the slug back by a slight turn, switch to a.m. and then back to l.s.b. and the oscillator should start again. Zero beat will probably have been lost but bring it back by slight adjustment of ZC8. That completes the alignment for l.s.b. and the transformer setting.

Now find an amateur s.s.b. station on any of the bands above 10MHz, switch in the NARROW filter, tune for maximum S-meter deflection and trim ZC2 until the signal is resolved. If needs be keep repeating this procedure with different stations until you are happy with the results.

## Performance Tests

Performance can now be checked on the various bands and if a d.f.m. has been used the b.f.o. frequencies can be monitored for drift. On the two prototypes built the worst case variation was on the u.s.b. oscillator and this is no doubt due to the relatively high value of capacitor ZC1. If variations greater than 20Hz are encountered then it may be a good idea to change ZC1 for a better quality device. If ZT1 has been salvaged from the junk box it is a good idea to check that it is not coupling an excessive amount of signal to the buffer amplifier. This can be done by monitoring the set's a.g.c. voltage and ensuring that under no-signal conditions it does not alter when either b.f.o. signal is switched in.

## Other Sets and IF Frequencies

There is no reason why this circuit should not be used with other sets, particularly those with standard 455kHz i.f. stages. The b.f.o. frequencies for 455kHz will be at 453.5kHz and 456.5kHz. For the lower frequency, the component values around ZTr1 should work although ZC1 may need to be reduced. For the higher frequency, it is advisable to use a 460kHz resonator and pull it down in

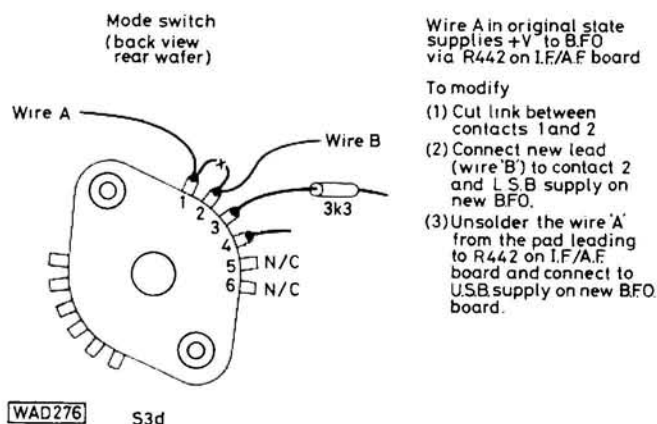


Fig. 4.3: Details of the modifications to the mode switch wiring

frequency as pulling a 455kHz resonator up can lead to unreliable starting. Using the 460kHz version (CRM460) for ZXL2, C<sub>z</sub> will need to be included (try about 100pF) and the values of ZC9/10 will need to be juggled although start by trying different values for ZC10 only.

## Back to Battery Packs

Apart from b.f.o.s the other main query raised by readers concerned the battery pack. My brain was obviously not fully engaged when I suggested in the first article that NiCads could be used, U2 versions of these cells are rated at 1.2 volts and multiplied by 8 that comes to only 9.6 volts which is 0.4 volts less than the output of the set's regulator. Reader John Hunt picked me up on this point and offered a solution. John is currently working in Iran and has great difficulty in obtaining U2 dry cells and so has opted for NiCads. He suggests fitting an L-shaped bracket to the back of the battery pack and mounting a dual (side-by-side) U2 holder on it. This unit is then merely wired in series with the existing holder to give 12 volts from the 10 cells. I have not actually fitted this modification to my own set but have measured the available space and confirmed that John is quite right, the extra cells are positioned in the space above the audio amplifier i.e.

This modification is worth considering even for normal dry cell use because as reader Bob Marshall pointed out even 12 volts is going to leave the regulator struggling the moment the battery voltage starts to sag. Using ten cells will give 15 volts and the set will happily cope with this.

Bob Marshall came up with one final simple trick that improves the audio quality of the set. The FRG 7 and many sets like it suffer from poor loudspeaker performance particularly when receiving broadcast stations. Bob tried sealing up all the ventilation holes and slots and found there was a noticeable improvement. He pointed out that as the set only consumes around 15 watts of power these slots are really quite unnecessary and it is quite easy to carry out this modification using sticky tape.

Finally, thank you to everyone who wrote in with ideas and I am pleased to say that from the correspondence it is clear that this series has provided solutions to these shortcomings that could be tackled at reasonable cost. I hope owners who fit circuits get as much enjoyment from their "new" FRG-7 as I do from mine.



# ON THE AIR

## AMATEUR BANDS

Reports to: Eric Dowdeswell G4AR, 57 The Kingsway, Ewell Village, Epsom, Surrey KT17 1NA.  
Logs by bands in alphabetical order.



by Eric Dowdeswell G4AR

With the great influx of licensed amateurs in recent years it is almost inevitable that there must be some who have served little or no time at all as "apprentices" in our great hobby, normally as a short wave listener, or s.w.l. It is a fact that some have not touched a receiver let alone a transmitter before being licensed. The result is that their method of communicating over the air can leave a lot to be desired. This is particularly noticeable on the v.h.f. bands, notably the 144MHz band.

Over the several decades that AR has existed a more or less standard operating procedure has been built up worldwide, understood even by amateurs with a limited knowledge of the English language. For example "W1QQQ this is G4AR" repeated as necessary and with phonetics if appropriate, meaning to all and sundry that G4AR is calling W1QQQ. The same applies to c.w. operation except that it is always "W1QQQ de G4AR" etc. But newcomers are reversing the order in some cases, so we get "G9BF to W1QQQ" and the s.w.l. or other operator may well believe that they are hearing W1QQQ especially if conditions are poor.

In other cases there is a QSO going on suddenly ending with "G9BF" and no reference to the other station's callsign. QSOs may start with the single callsign only, equally confusing. One would think that such ops would cotton on after a while and recognise the accepted standards but this does not always happen. In fact if two newcomers are working each other then they tend to copy each others faults, compounding the problem. These comments also apply in a way to operation on c.w. where the newcomer tends to spell out every word fully as he or she has been doing prior to taking the code test. In fact there is quite a long list of accepted abbreviations which should be used especially when working foreign stations, much more likely to be understood than if sent in plain language. It also saves time!

The indiscriminate use of phonetics is also rife. There have been several phonetic codes over the years but the current one should be used whenever possible, even though, in my humble opinion, it leaves a lot to be desired. In particular "Golf" for the letter "G" is about the worst that could be devised, not coming over at all well in difficult conditions.

There should not be any forenames or place names in a good phonetic alphabet.

### General

From Steve Evans, 181 Curborough Road, Lichfield, Staffs, comes a plea for a copy of the manual for the FR50B receiver, to buy or borrow, with all expenses reimbursed. He is using it with a 20m long antenna and hopes to start sending in reports very soon. Steve is also embarked on an RAE course at his local technical college and being an electrician it ought not to present too many problems.

I have had a couple of enquiries regarding the news item on page 19 of the July issue of *PW* concerning the Essex Federation of Radio Societies which only gave "G8YEZ QTHR" as the reference. For the newcomer I would mention that QTHR means that the full address (QTH) can be found in the current issue of the RSGB's UK Call Book.

### QRP Corner

I have received from Waldie Bartie ZS2WM a specimen of the "Worked All Branches" QRP award available to QRP stations using not more than 5W input, c.w., s.s.b., f.m. or a.m. on any amateur band. Waldie belongs to the Algoa branch of the South African Radio League. ZS amateurs are being asked to include the name of their SARL branch on their QSLs. Enquiries or applications for this award should go to The Awards Manager, WAB, Algoa Branch, POB 10050, Linton Grange, Port Elizabeth 6015. The qualifying date for the award is 1 January 1984.

Waldie went on to say that there is a host of ZS stations using powers from 400mW to 5W. His own station is crystal controlled on 7030kHz, running 900mW from a 12V supply. He is in the process of getting a QRP rig working on the 21MHz band in order to work some DX. He hopes the new award will generate interest among UK amateurs in working ZS-land. As a footnote Waldie says that the 50MHz band is flourishing down there.

Thanks to the Rev George Dobbs G3RJV I have been placed on the mailing list for the G-QRP Club's journal *SPRAT*, and a jolly good read it is, too! Twelve technical articles on transceivers,

antennas and circuit mods plus wide-ranging info on awards, contests and member's news, and that's just the Autumn issue. The annual sub is only £3.50 and membership enquiries should be made to Fred Garrett G4HOM, 47 Tilshead Close, Druids Heath, Birmingham B14 5LT.

Among the articles in this issue of *SPRAT* is a modification for turning the *PW* "Dart" Top Band d.s.b. transmitter (*PW* November 1983) into a transceiver which should interest those readers who have built this project.

Phil Dykes G4XYX in Poole, Dorset, has now modified his Heathkit SB102 for QRP use by simply turning down the drive level to give him about 10W p.e.p. on s.s.b. and has worked EA8AMT and EA8AMX plus OZ1D which is not a bad start on 28MHz. Most of the African and S. American DX seemed to be working into W-land. The same rig on 7MHz s.s.b. worked into EI0WMD (special event station for World Maritime Day), GD4IOM/P and LA1EKO on a North Sea oil rig.

Although Phil passed the code test, obviously, he still feels a bit nervous on the air so has been practising hard. It happens to most newcomers OM and the only answer is to keep at it and not to be

### Worked All Branches

This is to certify that \_\_\_\_\_ call sign \_\_\_\_\_  
has established contact with all branches of the  
South African Radio League  
using a maximum transmitter input power of 5 watts  
in mode \_\_\_\_\_

On \_\_\_\_\_ at \_\_\_\_\_  
by \_\_\_\_\_  
Signature \_\_\_\_\_ Date \_\_\_\_\_

**This certificate will be very difficult for UK amateurs to obtain, needing QSOs with each branch of the South African Radio League with input power of 5W max. Issued by the Algoa Branch of the SARL**

*Practical Wireless, February 1985*

# ON THE AIR

afraid to ask the other chap to slow up a bit if necessary. It is generally accepted, anyway, that the other chap should come down to about your speed as a matter of courtesy.



**M. Dunn BRS86500 is a newcomer to amateur radio and runs a Realistic DX160 receiver fed from a 40m-long antenna wire from his QTH in Grimsby, Sth Humberside**

## DX Bands

According to **Marcus Walden** up in Harrogate, N. Yorks, the openings on the h.f. bands are becoming scarcer by the day with 14MHz in particular closing down by around 1900Z. He is another reader who often feels that the 28MHz band is open but that the lack of activity there gives the impression that it is dead. He has logged mainly Euros on that band but also some DX beacons like ZS6PW, ZS1CTB, 9L1FTN, 5B4CY and 3B8MS, yet there have been no signs of stations from those parts of the world. This effect is all too common I'm afraid during the sunspot minimum phase of the solar cycle.

So on to Marcus's log for 3.5MHz and A71AD and VP2MW, to 7MHz for HZ1AB (QSL K8PYD) and ZL4IG. On 14MHz the best were KL7XD, VQ9YR, YB4FU, and a new prefix seemingly in V44KAM on St Kitts. Up to 21MHz and EL1AH of POB 2986 in Monrovia, FG7CM, FROFLO, J28EB of POB 2417 Djibouti, J37AH (QSL W2GHK), KCTUU/5N6 (QSL K6EDV), S83H in the Transkei, 5Z4DE and 6W1NQ with cards to DL1HH. Marcus uses a Realistic DX302 and a 20m long antenna in the attic.

**Mr M. Dunn BRS86500** of Grimsby enters the fray for the first time being a recent convert to amateur radio. Welcome OM, I know you are going to enjoy yourself! He has a Realistic DX-160 receiver plus a 40m-long wire antenna on which he logged 9K2DZ, 3X-4DZ, AP2CR, and YV5APS on the 3.775-3.8MHz DX "window" of the 3.5MHz band. On 7MHz he caught C6ANU, CM2JG, V44KF (POB 173, Caicos Is) and XL1FG who turns out to be VO1FG. The 14MHz band produced HP9CSR/EA6, P57AAH, VU2DZ and AP2MQ, plus maritime mobile LU1A-JH/MM.

From the October *RSGB Council Letter* it is learned that the research ship

*RRS Discovery* has been given the special call sign GB4DIS/MM or /MA while working in the South Atlantic and Weddell Sea area between about 8 January and 12 April 1985 and will be run by licensed radio amateurs on board. GB4DIS will not, however, be able to take advantage of the greetings message facilities normally available to special event stations. A special QSL card will be issued for QSOs on 14 and 21MHz c.w. and s.s.b. Further information from Dr C. W. Fay, NERC Research Vessel Services, No. 1 Dock, Barry, South Glamorgan.

The lower frequency bands have been the target of attention of **Bob Parsley** in New Malden, Surrey, with his Heathkit SB101 and an end-fed wire antenna which is 40m long. He also uses a Trio 9RS9D. On the 1.8MHz band he caught C31OF, EA8QL, EA9EU and 7X5AB, all s.s.b. Then on 3.5MHz he logged AP2ZR, A92EB, CT2CE, C31SD, HZ1AB, SU3KY (SU3 is a bit unusual), VK6HD, VP2VCW (QSL N6CW) 3V8WJ and 9K2DZ. So when the 14MHz band goes dead of an evening drop to around 3.5MHz and enjoy keeping up with the DX. I suspect the reason for Bob's excellent results on the lower bands is the 40m-long antenna. On the 21MHz band Bob logged only A22AA and A61AA as being of interest.

"Things really happened" says **Denis Norton** of London W6, referring to October 28 when he logged CP8HD, D68WB (QSL BP54O, Moroni, Grand Comore, Rep of Comoros, via France), H50A in Bangkok and cards to HS1BG, H5AK in Bophuthatswana, HZ1AB (QSL K8PYD), TG9VT (QSL W3HKN), TI1C, XN3BVD (QSL VE3BVD, XT2BR, YC0DPO, while on another couple of days he got 9J2JF and 9Y4AT, all on 21MHz. On 3.5MHz it was ZB2HM and 9H3JAM with solitary VQ9DG on Diego Garcia worthy of note on 14MHz. Denis's equipment is an FRDX500, a.t.u., 14AVQ antenna and 20m-long wire plus a Datong FL2 audio filter.

In Barnes, London SW13, **Roger Edwards** runs an FRG-7700 with a long wire antenna finding ZB2HM on 3.5MHz, then 9H1FN on 7MHz plus OD5CP. Up to 14MHz and Scout Jam bore station DX6BJP, 5Z4KSA, VP9CP, XN3XN and P29YT. Roger is G1IWX and runs an Amtech 300 so must presume he worked all this stuff.

**David Haigh** in Halifax, W. Yorks, has now acquired an Eddystone EA12 set and has copied stuff from all over using a 10m-long wire antenna. He had a Vega 206 receiver before which was pretty "deaf" and he'd like to exchange it for an a.t.u. His QTH is 27 Dodge Holme Gardens, Mixenden, Halifax.

**Melvin Dunn** of Grimsby, again, has a Realistic DX160 and a 40m-long wire antenna on which he found DA2REF and ZF3IR/4X4 (QSL via WA4WTG) on 3.5MHz, then on 7MHz a whole string around 0200Z like YV5GFK, HI8MM, PY8RJB, 6Y5RP, HK5DZK (QSL POB 100, Medellin), YS1SA. On 14MHz Melvin logged VP2EC, VP9AD, FO8JV for a good catch, 5Z4JD and TG9VH.

A Yaesu receiver plus a 12AVQ antenna with an alternative 20m-long wire brought some nice DX to **David Price** in Wellington, Somerset, like ZL4AV around 0830Z as well as VK4KS on 7MHz, plus TK5EP on Corsica with cards to F6EYS. On 14MHz he found 6W1NQ, 8P6QT, K0GU/8R1, XT2BR and VP2MW. Up to 21MHz and YB0ZCE, VP9AD, TI1C, 4V2C on Haiti, K1KI/PJ4 (QSL K1AR), A61AA in Abu Dhabi QSL G3LQP. The few on 28MHz included 5T5RG, CE3BUC, and 3D6DX. David is busy at the Morse code and has software for his ZX81 computer enabling him to print out code on the v.d.u.

## VHF Forum

The middle of October brought a tropospheric "lift" on the 144MHz band with many G stations working into the continent with contacts being made with DL East and West, OK, HB and, it is thought, EA. It all started as far as I was concerned late on October 13 when one or two high-powered stations with large antennas were working into East Germany. It was some five hours after before we, with more humble gear, could do likewise. Apart from some DLs I was able to work Y24BO/P in GM square. OK1KPU/P was heard weakly but not worked. I also heard G6UBE working an Austrian station.

On the 15th many French stations were madly working into GM and EI but the French stations were largely inaudible in southern England. Later I worked several GMs in YR and YP squares as well as two EIs in WO/WM, plus GJ1 and G14 (XO). During this time several v.h.f. beacons could be heard including GB3CTC (Truro), GB3ANG (Angus), FX0THF near Paris and FX3THF in Brittany, while other stations reported hearing the Spanish beacon EA1VHF on the northern tip of Spain.

GM4NNC in Dumfries (YP) also commented on the "fantastic" strength of the mainly French stations and south coast stations. Trig runs an FT-201 driving a Europa transverter to 144MHz, plus a 5-element quad.

The newcomer to the 144MHz v.h.f. band will probably be confused by the plethora of antennas, receivers and transceivers, masthead amplifiers, pre-amplifiers and rotators, to be seen in the various AR magazines. Getting down to basics, a simple vertical antenna, like the widely published Slim Jim, plus a receiver or transceiver will do to start with if operation on the f.m. segment of the band is intended where vertical polarisation is required. On the s.s.b. and c.w. segments horizontal polarisation is the order of the day so a simple three- or four-element Yagi beam antenna mounted at the top of a pole will do for starters. The antenna can be turned by hand initially but before long the need for a rotator will become apparent especially when the weather is bad! In some cases it may be possible to turn the antenna by hand from the shack window.



# ON THE AIR

The cheaper rotators are capable of handling quite a large 144MHz beam, and are normally used for broadcast f.m. and TV antennas. If money is no object then get a heavy-duty rotator to take care of future larger antenna arrays. Height is the main criterion for an antenna, the higher the better for terrestrial contacts. Antennas intended for satellite operation can be at ground level if in the clear as they need to be elevated to as much as 50 degrees. If this facility is needed at the top

of a mast then a separate rotator for elevation is required.

So we have our antenna and receiver. Very soon it will be noticed that other stations are working/hearing DX stations that you cannot hear and the best way of improving the situation is always to try a better antenna first before considering pre-amplifiers or masthead amplifiers. More elements at a greater height should be the object. This will increase signal strength without introducing more noise. In general 16 elements is about the maximum before the antenna becomes unduly long and an eyesore to the neighbours!

After that the best way to improve sensitivity is to stack two or more arrays one

above the other or to use two or more spaced out in the horizontal plane. Vertical stacking is easier on the conventional mast but the spacing for, say, two 9 element arrays needs to be about 3m for optimum gain. More on pre amplifiers and masthead amplifiers next month.

A late note from **Roger Edwards** in Barnes, London SW13, G1IWZ, says he has worked F6CTT/P on the 430MHz band and three GWs. He is also interested in the 1.3GHz and 10GHz bands.

Licensed amateurs and s.w.l.s are invited to write in each month with details of what they have been hearing/working on the v.h.f. and u.h.f. bands. Don't forget the deadline is the 15th of the month.

## MW BROADCAST BAND DX

Reports to: **Charles Molloy G8BUS**, 132 Segars Lane, Southport PR8 3JG.

Interference from other broadcasting stations, known as QRM, is, as regular readers will know, a major problem for the medium wave DXer. It should not come as a surprise since there are thousands of broadcasters right round the world, crammed into the 120 channels that lie between 531kHz and 1602kHz.

DXers are always on the lookout for ways to overcome the problem of co-channel interference. Good receiver selectivity does not help as we are dealing with stations transmitting on the same frequency. The DXer's medium wave loop, which is a directional, moveable antenna can, when connected to a suitable receiver (not a portable), produce quite dramatic results on occasion. Another method of overcoming QRM is to choose a time of day, or year, when QRM is minimal, or even absent. We wait until 2300 for some Europeans to sign off for the night before DXing North America. If we listen just before sunrise in summer we won't hear any QRM from Eastern Europe as the path is in daylight. Local radio DXers know that sunrise and sunset at any time of year is favourable for medium range reception. There is another, less well-known dodge which is to exploit the different channel spacing in the Americas compared to the rest of the world.

### 9kHz or 10kHz

In Europe and in other parts of the world except ITU Region 2, the medium waves start at 531kHz. Add 9kHz and the next frequency is 540kHz, add another 9kHz to obtain 549kHz, then 558kHz and so on right up to 1602kHz. The spacing between each frequency (channel) is 9kHz and this is the separation between stations. Less apparent, each frequency is a multiple of 9kHz. 531kHz is the 59th harmonic, 1602 the 178th. Arranging the band this way reduces the number of whistles and heterodynes.

Region 2, which is made up of North, Central and South America and the Caribbean, has 106 m.w. channels. The lowest is 540kHz, the highest 1600kHz. Channel spacing is 10kHz and each frequency is a multiple of 10kHz which means that the final digit is always a zero. Many receivers in the United States drop the final 0 and mark the scale with channels 54 to 160.

### DX Slots

What has this to do with DXing? Well, if you study the two systems you'll find that there are only 13 frequencies on the medium waves that are used in both Region 2 and the rest of the world. These are 540kHz, 630kHz, 720kHz and so on in 90kHz steps up to 1530kHz. There are 24 frequencies in Region 2 that are 4kHz "away" from the nearest European channel, quite a windfall for the DXer! These frequencies occur in pairs, starting at 580kHz and 590kHz, then 670kHz/680kHz and so on at 90kHz intervals up to 1480/1490 and 1579/1580.

There are other places in the band where the separation between Region 2 and the nearest European is 3kHz. One such frequency is 930kHz whose European neighbours are 927kHz and 936kHz. Our old friend CJYQ located at St John's in Newfoundland transmits on 930kHz. At my location (QTH) the Belgian station on 927 is too strong to suppress completely with a loop antenna but after it signs off for the night at approx 2230 the position changes in our favour. The remaining occupants of 927 are relatively weak and the nearest alternative channel 936, is 6kHz away. We can now listen on 930 even with a random wire antenna.

### DX to be Found

What can we expect to hear in these holes in the European Band Plan? On channels with the maximum 4kHz separation from QRM listen for VOCM



by **Charles Molloy G8BUS**

St John's on 590KHZ and CIYQ Grand Falls, both in Newfoundland, WABC in New York City on 770, WHDH in Boston on 850, CBM Montreal and Radio Jornal Brasil on 940, WBZ Boston on 1030, WNEW in NYC on 1130, WCAU Philadelphia and Radio Coro in Venezuela on 1210, Radio Globo Rio de Janeiro 1220, CKLM Montreal, which broadcasts in French on 1570. On channels reasonably clear of European QRM you may pick up CBNM in Bonavista, Newfoundland on 750kHz, Radio Mundial in Venezuela on 1020, WHN in NYC on 1050, CIGO in Port Hawkesbury on 1410 in Nova Scotia, WQXR in NYC on 1560kHz.

So the QRM problem when searching for DX from across the Atlantic is not as bad as might be thought. A way can be found round most problems which is part of the attraction of DXing. A final thought. How on earth would we work out all these channel spacings if we still used metres instead of kHz?

### Sony ICF 7600D Receiver

"The reference to the ICF 7600D in the July issue prompts me to submit my own observation using this excellent little receiver" writes **Michael Rogers** of London. Our reader goes on to say that the m.w. and l.w. sensitivity is not as good as it might be since the internal ferrite rod antenna does not use a tuned winding. In order to improve sensitivity Michael uses a separate, external ferrite rod antenna with two windings that are tuned simultaneously by a twin-gang variable capacitor. No switching for medium to long waves is required. "The tuned ferrite



# ON THE AIR

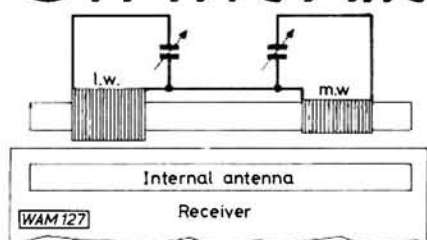


Fig. 1

antenna can be moved relative to the internal one and peaked with the variable capacitor to provide sharp tuning and much improved sensitivity" concludes our reader.

The arrangement, which can be used with any receiver that has an internal antenna for use on the medium and long waves is shown in Fig. 1. No direct connection is made between the two antennas and no power supply is needed. You really do get something for nothing when you boost a signal this way. Michael used components from his junk box, so no values are quoted but a Maplin MW/LW Aerial Type LB12N used with their twin-gang 00 tuning capacitor (208/176) should be suitable.

## Local Radio DXing

"I have a Bush 5 valve superhet made in 1954" reports E. G. West of Calne in Wiltshire, who goes on to describe his



Deutschlandfunk

outdoor antenna. It is made from copper wire from an old transformer and is attached to a clothes pole 20 metres away from the house "Well above the clothes line I may hasten to add, the other end goes through the wooden frame of my upstairs bedroom window". With this set-up our reader pulled in Manx Radio in the Isle of Man on 1368kHz at 0700, BRMB Birmingham on 1152kHz at 1800, Radio Wyvern (160 watts) on 954 at 0834, Capital Radio in London on 1548 at 0816, Radio Leicester on 834 at 1011, Severn Sound (140 watts) on 774 at 1154, Radio Oxford 1485 at 1545.

Barrie A. Smith of Warley in West Midlands uses a Sharp 315E music centre. "Without any additional antenna other than the built-in one I can pick up Beacon Radio (90 watts) on 990kHz Signal Radio 1170, Viking Radio 1161. Terry Greenhill mentions CEEFAX page 195 and ORACLE page 590 which give up-to-date information on BBC and ILR stations respectively. These sources quote BBC Radio Sussex on 1359kHz and



Manx Radio

102.7MHz, Radio Mercury (Reigate Crawley) on 1521kHz and 103MHz, Leicester Sound 1260kHz and 97.1MHz, Invicta Sound (Maidstone and Medway) on 1242kHz and 103.8MHz and East Kent on 602kHz and 96.3MHz, Radio Broadland (Great Yarmouth and Norwich) on 1152kHz and 96.7MHz, Hereward Radio (Northampton) on 1557kHz and 102.8MHz with separate programmes from Peterborough. Some new DX to listen for, depending on your location of course.

"Reading about medium wave DXing in *PW* the other day I decided to have a go myself. Using IBA's *Television and Radio 1984* I tuned quite easily to many local stations from around the country" says Andrew Hill who lives at Cheslyn Hay in Staffordshire. "Even using a Vega Selena I heard Capital Radio on 1548kHz and Country Sound on 1476kHz using a 20m random wire antenna. Although signals were quite weak they could easily be understood". Shows what can be done with simple equipment.

## SW BROADCAST BANDS

Reports: as for Medium Wave DX, but please keep separate.

Although international broadcasting is confined officially to bands which are relatively small segments of the frequency spectrum, stations are to be found in the spaces in between. A few operate just beyond the band edges. Belgium for example on 5.895MHz. Others do not really belong to any band, the Voice of Lebanon on 6.550MHz lies half way between the 6MHz (49m) and 7MHz (41m) bands.

There are interesting broadcasts and DX to be heard out-of-band and there is the advantage of being able to listen relatively free from interference. The best place to start is at the band edges. The lower unofficial limit of the 6MHz band is 5.900MHz. Saudi Arabia transmits on 5.875MHz. At the other end of 6MHz listen for the Voice of Hope on 6.215 and the Voice of Peace on 6.240MHz.

Perhaps it is in the regions well away from bands that the most interesting catches will be made. The space between 4.000 and 4.750MHz, the limits of the 75m and 60m bands respectively, is the home of local broadcasting in China, Mongolia, Brazil, Vietnam, Ecuador,

Peru, Bolivia, Bhutan, Indonesia, the USSR and Korea. There is also of course on 4.500MHz the well known Time and Frequency station VNG in Lyndhurst, Australia, which is a good guide to propagation on the tropical bands.

Search between 6MHz and 7MHz bands for Pyongyang on 6.340 and 6.540, for South Korea on 6.480, Beijing on 6.550/6.810/6.825. Similarly between the 7MHz and 9MHz and the 9MHz and 11MHz bands. Out-of-band broadcasting does not extend much above 12MHz which seems to indicate that a lot of it is of a local nature.

## Tropical Band DXing

"I have acquired a Racal RA17 Mk2, covering 0-30MHz in 30 bands—each 100kHz takes up 150mm with each kHz individually marked," reports Richard N. Carrick from Barrow-in-Furness. He is delighted with his new set, purchased at a radio rally for £150. I'll bet you had to have a helping hand to carry it away! Many would regard the RA17 as the ultimate in valved communication receivers



by Charles Molloy G8BUS

and it is hard to think of a more suitable one for picking up DX on the tropical bands.

When used with a Datong AD270 active antenna this powerful receiver pulled in Monrovia in Liberia on 3.255MHz and Accra in Ghana on 3.366MHz both in the 90m band, All India Radio Delhi on 3.925 and Hubei in China on 3.940 both on 75m. Two interesting out-of-band catches were Fujian on 4.045 and Xinjiang on 4.220, both in China. The 5MHz band (60m) produced Bangui in the Central African Republic on 5.034 and Singapore on 5.010MHz. Times of reception were not mentioned but would probably be during the evening.

"Unfortunately I am not able to erect a long wire which would probably improve my DXing," concludes our reader. In-

# ON THE AIR

deed it would. You really do need a good outdoor antenna to get the best out of a receiver like the RA17, or any other communications receiver. An outdoor TV antenna is often a reasonable substitute for a random wire. Plug it directly into the receiver if there is a coaxial socket. Get hold of a two-way TV antenna switch intended for switching the TV to either of two antennas. You can use it to switch the TV antenna to the TV set or to the radio as required, Fig. 1 shows how to do this.

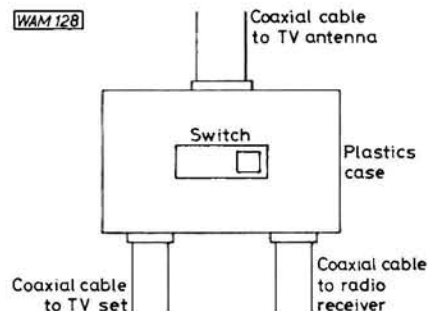


Fig. 1

## DXing on 4MHz

The 4MHz, or 75m band as it is known by DXers, occupies the 100kHz from 3.9 to 4.0MHz. It is not a tropical band at all as it is not used for broadcasting in ITU Region 2—the Americas. Region 1, comprising Europe and Africa, only has the upper half of the band from 3.950 to 4.000MHz. This leaves 3.900 to 3.950 clear of local QRM for Asiatic DX, though there are some commercial users as the 4MHz band is a shared band.

"Recently I have noticed that Sao Vincente in the Cape Verde Islands comes in quite well during the late evening on 3.930MHz. Also I have heard relatively strong signals from India on 3.905MHz during the early evening—a sign that lower frequencies are improving," writes **Karl Lewis** of Pensilva in Cornwall. This DX was picked up using the Realistic DX160 communications receiver. At my QTH, using a BRT400 with 25m random wire and a.t.u., the BBC World Service has been heard at 1745 from the Singapore relay on 3.915MHz. During the day on the same channel there is a harmonic from a m.w. station on 1305kHz.

## The 9MHz Band

Also known as 31 metres, this band provides medium range signals during the day and long distance reception after dark. Typical of daytime reception is Radio Sweden on 9.630MHz which puts in a really good signal at my QTH at 1100. Swiss Radio International can be heard in English on 9.535 at 1530, Bucharest on 9.690 at 1300, Beograd on 9.620 at 1530, Voice of Greece on 9.420

at 1540. DX to look for includes Bamako in Mali on 9.635, Sanaa in Yemen on 9.780, Addis Ababa in Ethiopia on 9.525.

During the evening listen for Israel on 9.425/9.920, Afghanistan on 9.663, Seoul in Korea on 9.870, Cairo on 9.475/9.675, KYOI Saipan in the Marianas on 9.670, Radio Japan on 9.615, Voice of Free China in Taipei on 9.610/9.765, Radio RSA on 9.585, Radio Cairo in English 9.805 at 2115, Algiers on 9.510/9.685. Radio Nacional de Paraguay in South America is sometimes heard on 9.735 during the late evening while Radio Australia usually puts in a good signal on 9.580 around 0800.

## On the Bands

Have you listened to India on the short waves? It comes in well in the UK during the evening. Try 11.620 at the low frequency end of the 11MHz (25m) band. Programming is in English throughout the evening until sign-off at 2230UTC and you can obtain a schedule, programme information and a QSL from All India Radio, External Services, PO Box 500, New Delhi, India.



Deutsche Welle sticker

Broadcasts from both sides of the Gulf War, in English, are easily picked up in this country. Listen for Radio Bagdad on 7.120 and 9.610MHz at 2030 and for Teheran on 9.022MHz at 1930. Farther east is a more interesting broadcaster—Radio Korea. Located at Seoul in South Korea it can be heard on 15.575MHz (19m band) at 1800. The station address is Korean Broadcasting System, Overseas Service, Seoul, Republic of Korea. Radio Pyongyang in North Korea can usually be picked up on out-of-band 6.575. For a QSL write to Radio Pyongyang, Pyongyang, North Korea.

## Readers' Letters


From Auckland in New Zealand comes an interesting letter from **Henry Falkner** (ZL1AN) who describes his efforts to improve reception with his Sony ICF 7600A portable. "It employs dual

conversion with each of 7 s.w. bands employing its own 1st crystal oscillator. Dial accuracy 10kHz within calibrated dial but the BBC on 15.070 kept falling off the edge. Retuning definitely requires the use of the service manual—one slug for each of the seven centre frequencies, a slug and trimmer for correct spreading of bands. The centre-frequency slugs are used to match the r.f. circuit to the telescopic antenna, which is not as the service manual tells you, but improves sensitivity somewhat. To correct the dial readout you use the frequency coverage slug and trimmer." Not a task for the novice to undertake.

**Karsten Peterson** of Aarnes in Norway refers to reader N. Pound's problems with the Grundig Satellit 1400 (August issue). "I have a Satellit myself of the same type. I've solved the problem by using dipole antennas. I think the problem is more a matter of impedance (matching) between radio and antenna than overloading. The set has 6 antenna coils, one for each s.w. band and these are adjusted for 75Ω antenna input." Our reader has even constructed a dipole for the 5MHz band. "This antenna with a total length of 28.6m looks like two long wires and a garden is needed for this set-up."



1984  
THEME  
KNOW JIM A CHRIST



Radio Veritas (front and back of QSL card)

"I tuned in to radio station KYOI between 1000 and 1110UTC on 11.900. Signal strength was very impressive and so was the music at times. KYOI is an all music station with announcements in Japanese and English. The address announced over the air is PO Box 1629, Canoga Park, California 91308, USA," reports **Andrew Hill**. The transmitter is in the Marianna Islands near Japan. The last word is from **John Dennis Court** of Birmingham, "I am using a Realistic DX-100L which I bought for £5 on a radio phone-in." Quite a bargain John, hope you don't desert DXing for phone-ins!


*Practical Wireless, February 1985*



## EAST LONDON HAM STORE WHERE YOUR POCKET COUNTS

**FREE DELIVERY ON ALL RIGS: Phone us last for best prices**  
INTEREST FREE H.P. AVAILABLE ON CERTAIN LINES

**DRESSLER U.K. WISH ALL THEIR CUSTOMERS PAST AND PRESENT  
A VERY HAPPY CHRISTMAS AND A PROSPEROUS NEW YEAR**



**SX400 £595**  
INCLUDING FREE DISCONE ANTENNA



**£365 AOR 2001**  
INCLUDING FREE DISCONE ANTENNA



**ICOM R71 £699**  
INCLUDING DATONG AD270  
ACTIVE ANTENNA


**ICOM R71  
SPECIAL OFFER**  
FOR ONE MONTH ONLY  
**£699 inc.** ARA 30 ACTIVE ANTENNA  
\*\*\*\*\*  
**RS 2000 £450**  
INCLUDING DATONG AD 270 ACTIVE ANTENNA  
ALSO AVAILABLE THE DC 10 VHF CONVERTOR  
IF BOUGHT WITH ABOVE - £15



**ICOM IC271E £699**  
INCLUDING 9XY TONNA OR SWEDISH  
BRASS MORSE KEY OR PS25 INTERNAL  
POWER SUPPLY



**ICOM IC751 £1239**  
INCLUDING SWR200 METER OR 5 BAND  
TRAPPED VERTICAL ANTENNA WITH  
RADIAL KIT



**ICOM IC745 £898**  
INCLUDING SWEDISH BRASS  
MORSE KEY  
OR BASS MIKE



**ICOM ICO2E  
OR ICO4E**  
+ FREE SPEAKER MIKE AT  
**£259 ICO2E**  
**£269 ICO4E**




**£510 TW4000**  
INCLUDING DIAWA DUAL BAND  
ANTENNA + GUTTER MOUNT OR VS1



**TR9130 £445**  
INCLUDING 9XY TONNA



**FT726 + 70cm ± SATELLITE INC.**  
FREE 9XY + 19XY TONNA + SWEDISH  
MORSE KEY



**FT757GX + FC757 + FP757HD**  
INCLUDING 5 BAND VERTICAL  
+ SWEDISH BRASS MORSE KEY

**Spend £350 with us and we offer you over £3000 worth of FREE ACCOMMODATION in 50 different hotels in the U.K. for 2 over the whole of 84/85 as per our brochure.**



**Swedish Key £58.00**



**METER WITH PEP/AVERAGE  
10-20-100-200W.  
SWC200 £80**



**TS 711E**  
FOR £775 INC. 9XY TONNA OR  
SWEDISH MORSE KEY



**TH21**  
ONE OF  
THE MOST  
POWERFUL,  
NEATEST AND  
SMALLEST 2M  
PORTABLES.  
**£175**



**TR2600**  
INCLUDING  
DIGITAL  
CODE  
SQUELCH  
**£270**

**dressler - ara 30 -  
active antenna**  
200 kHz ... 40 MHz

Professional electronic circuitry with very wide dynamic range. Meets professional demands both in electronics and mechanical ruggedness. 120 cm long glassfibre rod. Circuit is built into waterproof 2.5 mm thick aluminium tube. Ideal for commercial and swl-receiving systems.



**£85**

**KENWOOD TRIO  
TM201A  
SPECIAL OFFER**  
~~£295.19~~  
FOR ONE MONTH ONLY **£265.00**



**VHF POWER AMP.**  
D200 2MTR. 300w F.M. 550w SSB **£625**  
D200S 2MTR. 400-500w 1Kw. D.C. in **£725**  
D70 70cms 325w F.M. 500w SSB **£725**  
**NEW MODEL DUE TO ARRIVE**  
1296 MWZ 1w-in 10w out.

**MAST HEAD PRE-AMPS  
GAAS FET**



EVV200 GAAS 2MTR. 750W SSB **£75**  
EVV2000 GAAS 2MTR. 1KW SSB **£80**  
EVRPS receive 2MTR. only **£45**  
EVRPS receive 70cm **£49**  
EVV700 GAAS 70cm 500W SSB **£80**  
EVV70 GAAS 70cm. 100W **£50**  
EVV2 GAAS 2MTR. 100W **£50**  
VV200VOX GAAS 2MTR. 250W SSB **£80**  
INTERFACE **£21**  
DRESSLER ASA12 Mast Head Coaxial 2 in 1 out Switch with 'N' Connector **£43**  
1Hz-1GHz 1KW. PEP 0.15dB Insertion Loss



# Amcomm of London

## HEIL'S MAGIC BOX

Is changing the way the world hears SSB, FM and CW

Now for the first time, a new ingenious compact sound system allows you to hear weak signals like never before, sort out the rare ones and listen to quality like you have never heard from your receiver, handle talkie or scanner. Usually, accessory speakers are no more than 50 pence speakers in fifty pound boxes. Their efficiency, frequency response and distortion levels are terrible and since most all of the new transceivers have less than one watt of audio, our ability to understand becomes very difficult.

The new SS-2 Heil Sound System contains two five watt amplifiers, a 3.5" woofer with a half pound magnet a 1.5" tweeter with a 12 dB per octave passive crossover network. The tweeter is crossed over at 1500 Hz, right where the response of the human ear starts to fall off and the huge woofer fills out the mid-range and low frequency response. No single cheap speaker can begin to give you this type of response.

The second five watt amplifier can be used to drive a second speaker enclosure and will be used in a dual diversity system using the Heil parametric equalization system which will be introduced very soon.

When most receivers are running at a comfortable listening level, their little one watt amplifiers are being pushed into extreme distortion levels. The extended response, the added efficiency and additional output power will lower your noise floor, reduce noise and allow you to copy signals that were heretofore impossible to hear.

Mobile optional with the new Heil Sound System is unbelievable. The 5 watts of output and the tweeter system really adds to the articulation factor making signals so much easier to copy. The system makes handle talkie receivers come alive! An accessory mounting bracket will allow easy under the dash mounting for the SS-2.

The SS-2 measures 3 1/2" x 5" x 3 1/2". It weighs 2 lbs. and is housed in a high impact silver beige case. Power requirements are 12-13.8 volts D.C. at 400 M.A. A red L.E.D. is mounted on the front panel for power up indication. All input/output connections to the amplifier is made through a 5 pin D.I.M.

You can own this great new addition to your station but we suggest that you hurry, as there probably is someone calling you right now that your present speaker isn't reproducing. Discover the world of high quality audio, today!

SS-2 Sound System inc. VAT & Carr.

£65.00.



THE SS-2



TWO 5 WATT AMPLIFIERS



3.5" WOOFER with huge magnet



Amcomm Services Limited, 194 Northolt Road, South Harrow, Middlesex HA2 0EN.

Telephone: 01-422 9585. Telex: 24263 TARDIS G  
Closed Monday

See main ad. on page 14

## COMMUNICATION RECEIVER



### uniden MODEL CR-2021

A compact communications receiver with full professional specifications and facilities.

- ☐ FULL FREQUENCY COVERAGE OF 150KHz to 29.999MHz and 78 to 108MHz.
- ☐ MAXIMUM SENSITIVITY ON AM/SSB/CW, also FM, with NARROW/WIDE FILTER.
- ☐ MEMORY FOR ANY 6 AM/SSB and 6 FM FREQUENCIES, plus AUTOMATIC SCANNING BETWEEN ANY TWO FREQUENCIES.
- ☐ KEYBOARD ENTRY OF FREQUENCY SHOWN ON LCD DISPLAY.
- ☐ EXTERNAL SOCKETS FOR AERIAL, EARTH, HEADPHONES and LOUDSPEAKER.
- ☐ OPERATION FROM INTERNAL BATTERIES, 12V DC, or 240V AC.
- ☐ ONLY £189.75 inc VAT and P&P.

Please allow 7-14 days for delivery

**LECMAR ELECTRONICS**  
Vectis Yard, Cowes, Isle of Wight  
Tel: (0983) 293996

DEALER ENQUIRIES INVITED


BARCLAYCARD ACCESS

## TV-DX

### EQUIPMENT - PROFESSIONAL ADVICE...

Our 1985 catalogue includes everything you need to start an exciting new hobby from a suitable television to aerials, rotators, converters, amplifiers and accessories.

ONLY 60p



Examples from our range

JAYBEAM NEW DY20 High Gain (15dB) UHF Aerial available in Groups A, B, C/D and Wideband (chs 21-68) £46.85

LABGEAR CM7068 High Gain UHF three stage Masthead Amplifier, average gain 28dB, available in Groups A, B & C/D £16.75

LABGEAR CM7066 High Gain (26dB) low noise, less than 2dB Wideband (chs 21-68) UHF Masthead Amplifier £18.25

LABGEAR CM7061 Matching Power Supply for use with above amplifiers £13.50

JVC CS10 6 Colour Television/Monitor, Multi-Standard PAL, SECAM System B/G 1 D.K. VHF UHF 5.5/6.6 5MHz sound switching; 12/240 volt operation £281.45

WALTHAM 416 6" screen VHF UHF mono Television, System B/G operation (5.5MHz sound), covers Bands 1, 3 & UHF 12 volt and mains operation £73.70

Above set can be adjusted to 6MHz sound for an additional cost of £2.50.

We are THE DXing Specialists, advice given on ALL reception problems (ISAE please)

All prices inclusive of VAT & Carriage

Delivery 7-10 days

Access & Visa welcome

### SOUTH WEST AERIALS (PW)



11 Kent Road, Parkstone, Poole, Dorset BH12 2EH

Tel: 0202 738232



## LOSING DX?

**ANTENNA TUNER**, 0.1-30MHz, for outside or INDOOR antennas, end-fed LONG WIRES or dipoles, BOOST DX and reduce interference, ideal for FRG7700 etc or 10W tx, BANDPASS design (not just usual low-pass) with expensive air-dielectric capacitor £25.20, also adapts to WAVEMETER, field strength meter etc.

**RARE DX UNDER QRM?** DIG it OUT with a Tunable Audio Notch Filter, between your receiver and speaker, tune 350-5000Hz to NOTCH OUT whistles and cw interference or set 5KHz to reduce hiss and splatter, BOOST your DX/QRM ratio, 40dB notch, £17.40, needs 12V, hear WEAK DX.

Each fun-to-build kit includes ALL parts, case, pre-wound coils, instructions, by-return postage etc and list of other kits.

### CAMBRIDGE KITS

45 (PP) Old School Lane, Milton, Cambridge.

# VHF BANDS

Reports to: Ron Ham BRS15744, Faraday, Greyfriars, Storrington, West Sussex RH20 4HE.

Aurora, sporadic-E, tropo and meteor "pings", we have it all under discussion this time, added to which, is news about a solar observer in South Africa, pleasing contest figures for two Sussex clubs and a bit of activity on the sun that set the magnetometers vibrating.

## Solar

One of the many people interested in the sun's effect on radio communications is **Tony Voorvelt ZS6CCD**. He told me that apart from making radio observations of the sun, he also uses a v.l.f. (very low frequency) receiver, with a multi-turn frame antenna, to monitor the carrier of a distant station around 23kHz. He has noticed that when a solar flare manifests there is a sudden enhancement of v.l.f. signal. Tony uses a Microwave Modules converter into an FRG 7700 receiver for solar and satellite work between 136 and 138MHz and plans to listen out on 14.115MHz every evening from 1800 to 1900, with his FT-901 and multiband dipole, ready to work anyone who comes up. From his home in the Transvaal, Tony can hear the v.l.f. signal from Rugby at good strength and in reply to my question about special interests he said, "any band that is open". Readers wishing to make skeds or talk about solar observations can write to him at P.O. Box 943, Bedford View, Transvaal 2008, Republic of South Africa.

During the evenings of October 18 and 19 the magnetometers operated by **Ron Livesey**, Glasgow, Auroral co-ordinator of the British Astronomical Association and **Owen Pearson**, Edinburgh, gave warnings of a strong magnetic storm. Despite the bad weather, breaks in the cloud enabled **David Gavine**, Edinburgh, to identify an auroral homogeneous arc at about 10 degrees above the horizon around 1800. Later David observed a most brilliant and violent aurora between 1955 and 2005, which consisted of a bright arc, some 14 degrees above the horizon, topped with rays up to 70 degrees that were moving eastward and westward simultaneously. These were accompanied by a bright golden ball of light which appeared to dance back and forth above the arc and was as bright as the moon. What a wonderful sight David and your description will make many of us envious. "It was the most brilliant display that David has seen since the big events of the International Geophysical Year", said Ron, who added that their magnetometers were disturbed again at various levels on several occasions between the 19th and the 25th.

**Dave Coggins**, Knutsford, received auroral type television signals on 49.75MHz at 2040 on the 18th and I recorded a few small bursts of solar radio noise at 143MHz at midday on the 21st,

24th and 27th. It is most likely that the cause of all this activity was the small sunspot seen by **Ted Waring**, Bristol, on the 20th, and by **Ron Livesey** on the 21st, and drawn by **Patrick Moore**, Selsey, on the 17th, 20th and 21st, Fig. 1. Ted also observed 4 sunspots on November 10.

**Roy Quantick G3UGL**, Cranfield, is very interested in the sun's influence on the propagation of radio waves in the h.f. bands and has plans to use the smoothed sunspot number and the 10.7cm solar flux data to work out the m.u.f. between various points on the earth's surface.

The October issue of *Solar News*, the circular of the London Solar Committee, price 50p each or £2 per annum, contains articles about the position of the sun in the galaxy, meteor and solar activity and solar reports for July, August and September. One of the committee members, **Bill Wooller G3GYZ**, Hastings, is prepared to take solar reports over the air and sunspot drawings and enquiries regarding computer work should go to him at Stella Maris, Fairlight, Hastings, East Sussex TN35 4BG. Please remember to enclose an s.a.e.

"On October 25 the BBC World Service apologised to its listeners in North America because of poor reception due to a magnetic storm", writes **John Desmond**, Cork City. Thanks John, this is a useful source of information which other readers may like to consider.




Fig. 1

## 28MHz Band

Two Newport readers, **Andrew Guy** and **Damien Read**, between them heard signals from Belgium, Holland, Germany, Italy and Scandinavia in the 28MHz band due to a short spell of sporadic-E during the morning of October 14. Andrew reported hearing Italian stations taking part in a contest on the 28MHz band.



by Ron Ham BRS15744

"Some f.m. stations were ridiculously strong, some hitting the stop of my S meter, during the sporadic-E on October 14," writes **Dave Coggins**, having logged DF8CG, DL2GBT, HB0BJQ, HB9CXH and WB5NAR/M/DL, via this mode. Among the DX stations that Dave heard in October were CE0AA, CE6EZ, FR0FLO, J28EB, TL8CK, TR8IG, W4KVR, ZP5RG, ZS6BPL and 3D6DX.

A near neighbour of mine, **Fred Pallant G3RNM**, logged a good number of European stations on just a few days in October in addition to a PY2 at 1800 on the 18th. "High bands not very productive in October despite frequent excursions into 28/29MHz", writes **Bill Kelly**, Belfast, who adds an interesting point. "Many days the expected W. German beacon did not come through, strange as 27MHz was often very active with continental CB stations roaring in". While conditions are so poor on 28MHz, Fred is of the opinion that people should call on a seemingly dead band and see what happens. Several enthusiasts share your view Fred, after all it has been shown many times that a contest, because of the large number of operators, will find a band with often unexpected life. "There was quite a contrast in band conditions, some days it was completely dead and others it was full of stations", writes **John Desmond** who, on the good days logged signals from South Africa and South America and UA6 and UB5, for the first time in a long while, on November 1.

## Propagation Beacons

Between October 1 and 18, **Roland Jeffery G6DSA**, Winsford, carefully monitored the signals from the 50MHz beacons GB3SIX on 50.020MHz and GB3NHQ 50.050MHz. Apart from days 3, 6, 12 and 13, he logged both signals daily at about strength 1, with a peak from GB3NHQ to 539 around 2130 on the 15th, which may have been due to the good tropo conditions at the time. During the high atmospheric pressure, see Fig. 2, at the end of October, Dave Coggins received signals from the RSGB beacons at Angus GB3ANG 144.975MHz and Wrotham GB3VHF 144.925MHz on the 29th, 30th and 31st and Cornwall GB3CTC 144.915MHz at 0800 on the 31st.

# ON THE AIR

Unlike Dave, I can hear signals from the Wrotham beacon all the time, at about 539, with a vertical dipole feeding my receiver and when it increased to around 569 from the 26th to the 30th, I knew conditions on the 144MHz band had improved considerably. It is interesting to note that toward the end of an opening there is a real increase in signal strengths and at the same time on the 31st that Dave heard GB3CTC, a good distance from his QTH in Cheshire, GB3VHF was 599 with me.

Dave received strong signals from the German 28MHz band beacons DK0TEN and DL0IGI, via short-lived sporadic-E, daily from the 14th to 18th inclusive and again on the 22nd. On the 14th and 26th, Dave and Bill Kelly respectively reported hearing another German beacon sending, "EST DE DL0DTH QTH EJ14H PSE QSL". When between 0900 and 1000 on November 2, I heard the beacons from Cyprus and Norway come up from an otherwise dead 28MHz band, I realised something was on and tuned up to 49.75MHz and found pictures from the USSR. Then between 66 and 73MHz, I counted 31 very strong f.m. signals from eastern European broadcast stations and Harold Bredribb, St Leonards-on-Sea, counted 39 such stations at 1215 still loud and clear. Although short-lived, this was one of the most intense winter sporadic-E disturbances I have known and brought to my notice by a pair of 28MHz beacons whose signals at the time were out of character.

"Z21ANB is the Tom Short memorial beacon, P.O. Box 1372, Bulawayo, Zimbabwe, location 20° 7'S and 28° 38'E", writes Ken Rawlings Z2 288, from Majingao. He tells me that the ZARS President's report in October points out that this beacon has had its problems for short periods and the antenna has been changed during the year to a vertical instead of a Yagi for better all round radiation. Thanks for the information Ken, we are always pleased to hear about such changes and details about individual beacons.

Bert Glass, Plymouth, received signals from the Gough Island beacon ZD9GI, at strength 7, on November 10 for the first time in months and Bert's log, along

WAM025

MONTH		OCTOBER															NOVEMBER														
DATE	16	17	18	19	20	21	22	23	24	25	26	27	28	29	30	31	1	2	3	4	5	6	7	8	9	10	11	12	13	14	15
DF0AAB																															
DK0TEN																															
DL0IGI																															
LA5TEN																															
PY2AMI																															
ZD9GI																															
ZS1CTB																															
ZS5VHF																															
ZS6PW																															
Z21ANB																															
3B8MS																															
5B4CY																															
9L1FTN																															

Fig. 2

with those of Chris van den Berg, The Hague, Dave Coggins, John Coulter, Winchester, John Desmond, Bill Kelly, Ted Owen, Ted Waring and my own are combined to produce our monthly 28MHz beacon chart, Fig. 3.

## Meteor Trail Reflection

When minute particles from our solar system collide with the earth's atmosphere, they burn up and leave, for a few seconds, a decaying trail of ionised gas which can scatter radio signals over a wide area. That is putting it as briefly as I can to explain why we hear "pings" of programme content from radio transmitters whose signals we cannot receive under normal circumstances.

Dave Coggins received signals via this mode from the 28MHz beacon in Sussex GB3SX on October 8 and from the German beacons DL0IGI and DK0TEN on the 12th and 17th respectively and Roland Jeffrey noted reflections from the 50MHz beacons GB3SIX on days 1, 2, 8 and 10 and GB3NHQ on days 5 and 14.

Between September 1971 and July 1975, I monitored the frequency, 70.31MHz, of a Polish broadcast station at Gdansk and with a home-brew electronic counter, coupled to my receiver, I recorded the number of times that the Gdansk signal was received at my QTH via the meteor scatter technique. The system worked for about 15 hours each day and after allowing for interference to the experiment by Aurora, sporadic-E and thunder static the results, over the 3

year period January 1972–December 1984, showed that a total of almost 4.5 million "pings" were recorded in just under 15 000 hours of observation. This gives an average of around 300 "pings" per hour and taking 1972 as an example, the lowest number I recorded in one day was 530 on January 18 and the highest was over 14 000 on August 12, at the peak of the Perseids meteor shower. During the past decade, many radio amateurs have made long distance QSOs on the 144MHz band at the specific times of the year when the earth passes through swarms or showers of these particles during its orbit around the sun.

## Tropospheric

With a view to assisting newcomers to the world of v.h.f. and u.h.f. communications, I have reduced the atmospheric pressure readings on the chart of my barograph to those which it recorded each day at noon and midnight between October 16 and November 14, Fig. 2. The pressure at the beginning of this period was falling from a high and a tropospheric opening was on the wane and apart from the opening which coincided with the high pressure between October 26 and November 1, the v.h.f. band stayed typically quiet while the barometer was low. At Maldon in Essex, Ted Owen also records the daily pressure and his readings are similar to mine.

"Severe congestion on 144MHz with chaos resulting from repeater users activating more than one repeater", writes

WAM126

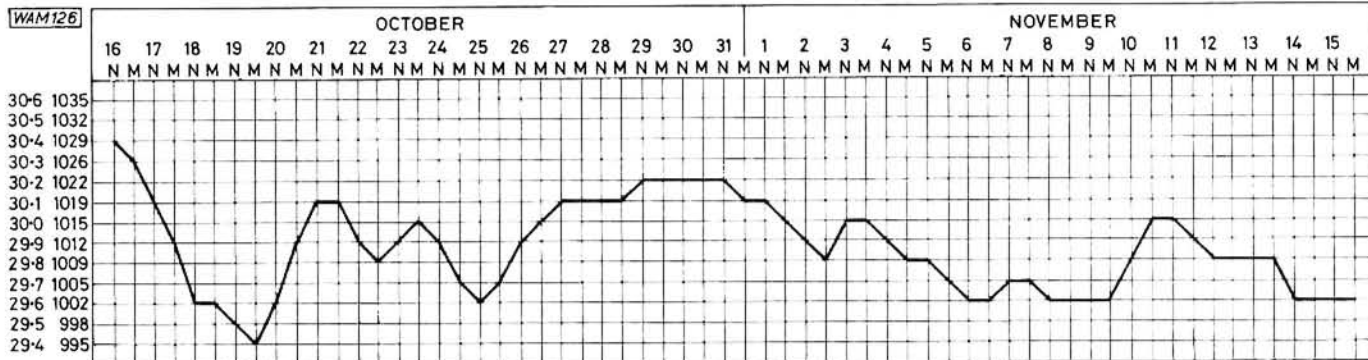


Fig. 3



# ON THE AIR

**Paul Drinkwater** on October 15. Around the same time Bill Kelly who has a poor location for v.h.f., received strong signals from the 144MHz band repeaters at Caernarfon GB3AR R4, Calbeck GB3AS R1, Limavady GB3LY R0 and heard an EI station work a GM through the Dundalk repeater EI7DAR on R3.

## Band II

Right on the end of the deadline for our January issue a tropospheric opening was in progress and by the time I received your letters on the subject it was too late to use them, so that's where we start this time.

While enroute through Basingstoke on October 13, **Siomn Hamer** and **Bert Mills** GW3LJP, received Signal Radio from Stoke-on-Trent. When in Sussex on the 14th they found Band II full of French stations from Brest, Boulogne, Caen, Lille, Noirt, plus RTBF from Leglise. On their return home to New Radnor on the 15th and early on the 16th they logged similar French and Belgian stations in addition to BBC Radios Kent, Solent and Sussex and the IBA's, Invicta Sound, Radio Mercury and Southern Sound.

Paul Drinkwater, recently added a Vega Selena B212 multi band receiver to his station and says that it is "exceptionally sensitive" on Band II with its own sizeable telescopic antenna. Paul uses this set in conjunction with a less sensitive receiver with an outdoor half wave dipole. From his home in Sutton Coldfield, he heard BBC Radio Sussex and ILR Invicta Sound early on the 13th and during the morning of the 15th he

logged 4 French stations between 99 and 104MHz, ILR Radio Mercury, Invicta Sound and Viking Radio and BBC Radios Northampton and Sussex. Paul made a phone call to an on-air competition on Invicta Sound and the DJ and programme producer were amazed to hear from him. At that distance, Paul, I am not surprised. On October 12, while on a visit to Damien Read's QTH, Andrew Guy, using his Sony ICF7600D receiver listened to programmes from France Frequence-Nord, Inter and Musique, BBC Radio London and ILR BRMB in Birmingham and 2CR Bournemouth. Back at his own QTH on the 13th, Andrew heard France Inter all evening and France-Cultur signing off with the French national anthem at 2300. Between then and midnight Andrew heard Frequence-Nord and Belgium's BRT, and early on the 14th he added BBC Radio Devon and ILR 2CR. At 1055 he caught an Italian station around 94.8MHz which faded quickly and was "flabbergasted" at 1058 when he heard bells and found that this was Vatican Radio from which he listened to station IDs in English, Italian and Russian and the Pope's weekly angelus, live from St Peter's Square. "Amazing stuff, at 1113 I heard a strong pop station, non-stop pop music, presumably Italian", said Andrew after this short but interesting bout of sporadic-E. With all this excitement, Andrew did not forget the tropospheric lift that was still in progress and soon added BBC Radio 3 from the Channel Islands, ILRs Mercury and LBC and a couple more French stations to his log.

On the 15th he again received the BBC from the Channel Islands, plus BBC Radio Oxford and Bill Kelly heard Radio Cumbria and Cymru. Around 0930 on the 15th, **John Williams**, Charlton Kings, heard one of the French stations around 98MHz fighting for predominance and

sometimes swamping an official station in this part of the spectrum and during the morning of the 16th, he gathered from the adverts that a strong station he was listening to around 102MHz was coming from the Corby, Daventry and Northampton area. During the 15th, John Coulter, reports strong signals from Chiltern Radio, Hereward Radio, Radio Mercury and Radio Sheffield. The next opening came at the end of the month when Bill Kelly received signals from BBC Radios Clyde and Merseyside, ILR Radio City and from Ireland Radio Telefis Eireann and Radios Dublin and Nova and Sunshine Radio. At 1730 on the 31st, I counted 8 French and 2 Dutch stations between 88 and 102MHz and a few French and Dutch again during the evening of November 11.

## Contest News

The Chichester and District Amateur Radio Club, using an FT-221 transceiver, 150W linear and 2 x 16-element Tonna antennas, made 482 contacts in 72 QTH locator squares during the RSGB's 144MHz Trophy and IARU VHF and SWL contest which took place over the weekend of September 1 and 2. Their best DX was IW2CSM at 1014km. The Mid-Sussex Amateur Radio Club also used an FT-221, plus an Alinco 180W p.a. and a 16-element Parabeam in the same event and made about 650 QSOs and nearly 300 were with foreign stations. Their best DX was EA3AYN at 982km.

One of the Chichester club members, **Kevin Piper** G8TGM, took part in the 9H VHF/UHF/SHF Falcon contest and came 11th out of 31 entries. Our congratulations to all concerned, it is events and results like these that do great credit to the amateur radio movement around the world.

# TELEVISION

Reports: as for VHF Bands, but please keep separate.

Obviously newcomers to TVDXing would be unwise to spend a lot of money on a television installation until they are sure that it holds sufficient interest for them. The periods of increased TVDX activity are limited to the times of the random atmospheric disturbances which manifest during a year. I was reminded of this by a letter from **Neil Purling**, Hull, a beginner with a Hitachi portable receiver, covering Bands I and III and u.h.f. and a combined Bands I and III antenna. He asks, which way should he point a fixed antenna so that he can see what DXTV is like before investing money in a rotator and a larger antenna system. If you do decide on a rotator Neil, it would be wise to add a wide-band u.h.f. array to the mast facing in the same direction as the v.h.f. antenna because, during a tropospheric opening there is a fair bit of

DX to be seen between Chs. 21 and 69. Of course a rotatable antenna is best, especially for Bands III, IV and V where the direction is more critical than it is for Band I.

Although we talk in Channel numbers for television stations, try to ignore this and look at the dial on your set as though it were calibrated in megahertz and tune it in the same way as you would any other type of radio receiver. Reference to the *World Radio TV Handbook* will show that all TV transmitters, by international agreement, have a channel number and of course a fixed radio frequency. With this in mind, consider v.h.f. Band I, not as Chs. E2 to E4 as scribed on your dial, but as a tunable range of 48 to 68MHz and v.h.f. Band III not as Chs. E5 to E12 but as 175 to 230MHz. The same applies to the u.h.f. band, Chs. 21 to 69, which is



by Ron Ham BRS15744

divided into two sections, Band IV Chs. 21 to 38 (471 to 607MHz) and Band V Chs. 39 to 69 (615 to 855MHz). Because of the limited range of a television signal, most of the world's television networks are able to share these frequencies without interfering with each other, which is fine, until a natural disturbance occurs within the lower ionospheric or the tropospheric regions of the earth's complex atmosphere. The former, called sporadic-E, happens most frequently

# ON THE AIR

between May and September and occasionally during the other months and the latter, known as a tropospheric opening or "lift" can occur at any time when the atmospheric pressure is high and the cold and clear or hot and dry weather is on the change. See the barograph chart in *VHF Bands*. Both of these natural phenomena can cause a TV signal to travel up to between 20 and 40 times its normal range and then, under these circumstances, we receive long-distance (DX) pictures for a few hours via sporadic-E, or sometimes for a few days if the cause is tropospheric.

During these events we can expect to see 625-line pictures from Austria on Chs. 2 and 4, Denmark, Finland and Iceland on Chs. 3 and 4, Portugal on Chas. 2 and 3 and from Germany, Norway, Spain, Switzerland and Sweden on Chs. 2, 3 and 4, 48.25, 55.25 and 62.25MHz respectively. Pictures from Ireland's Ch. B and Italy's Ch. A appear on 53.75MHz and Italy's Ch. B is on 62.25MHz while signals from Czechoslovakia, Hungary, Poland and the USSR can be found on Chs. R1 49.75MHz and R2 59.25MHz. Turning to Band III, transmissions from Belgium have been allocated Chs. 8, 10 and 11, Denmark Chs. 5, 6, 7, 8 and 10, Holland

Chs. 5, 6 and 7, Ireland's Chs. D 175.25MHz, G 199.25MHz and H 207.25MHz and Germany, Norway and Switzerland have Chs. 5, 6, 7, 8, 9, 10 and 11 which represent 175.25, 182.25, 189.25, 196.25, 203.25, 210.25 and 217.25MHz, respectively. These countries also have a number of channels for their use in Bands IV and V.

The number of stations which can be seen at any one time depends greatly on the extent and direction of the prevailing disturbance, conditions do ebb and flow throughout an event and signals often mix together, which makes it fun to sort them out and then write and tell me about it. My advice to all TVDXers is, tune the bands daily and be patient, you may have to wait days or even weeks between events, but when it comes it's well worth it. Getting back to the point of the fixed antenna, I would suggest facing it toward mid-Germany, what do you think readers?

Suitable sets and antennas for DXTV are not always available. However, I see by the new catalogue, price 60p, from South West Aerials, that they specialise in supplying the DXer and usually carry in stock such items as antennas, converters, connectors, distribution amplifiers, filters, mast and set-end amplifiers and rotators. David Martin, one of their directors, will give advice to enthusiasts on receipt of an s.a.e. I have often found that just browsing through an illustrated catalogue, like theirs, can solve existing problems or give ideas for a new installa-

tion. I see that SWA also supply the JVC CX610GB and Waltham 416 receivers, both suitable for DXing, as well as the books, *Long Distance Television* by Roger Bunney at £2.40 and *Guide to World Wide Television Test Cards* by Keith Hamer and Garry Smith, price £2.95. Like David, who you can write to at 11 Kent Rd, Parkstone, Poole, Dorset BH12 2EH, Roger, Keith and Garry are all TV enthusiasts so their writings and advice are helpful, because it is based on their own personal experiences.

As we look forward to the coming DX in 1985, it is worth, especially for our new readers, taking a look at some of the test cards received during previous events from Austria, Fig. 1, Germany, Figs. 2 and 3, Holland, Fig. 4, Norway, Fig. 5 and Yugoslavia, Fig. 6 by Keith Hamer and Garry Smith, David Hackwell, Fraser Lees, Roger Wallis, Len Eastman and Dave Cawser respectively.

## Band I

Just to show that there is sporadic-E about during the late autumn months, I received colour bars on Ch. E2 and bursts of test card, scribed RS-KH, from Czechoslovakia on Ch. R1 at 1250 on October 17. Bursts of test cards from Czechoslovakia and Poland on Ch. R1 were seen at 0806 on the 20th, the Dutch caption Pauze and a clock showing 1125, with rapid QSB, on Ch. E4 was seen on the 23rd with continual fluttery syn-



Fig. 1



Fig. 2




Fig. 3




Fig. 4



Fig. 5




Fig. 6



Fig. 7




Fig. 8



Fig. 9




Fig. 10



Fig. 11



Fig. 12



## TONO FOR RTTY. 5000E

From the famous TONO stable comes the new THETA - 5000E now ready to send and receive AMTOR as well as CW, RTTY, and ASCII.

Features include:- 5' high resolution monitor displaying 400chr. x 16 lines x 2 pages, ARQ/FEC, time clock, Selcal (Selective calling), high speed RTTY demodulator - up to 300 bauds (600 baud using TTL level); 3 shifts (170 425 and 850 Hz) and two tones (2125 and 1275 Hz); manual or automatic Tx/Rx; Battery back-up memory (72 chars x 7 channels and 24 chars x 5 channels); type ahead correctable buffer memory; Morse code 5 - 100 wpm (variable weights) + autotrack on receive, CW practice feature with random generator, Automatic CR/LF with wrap around display; Automatic letters code insertion, Printer interface; Bargraph LED meter for tuning; TOR A, B and L - the list goes on and on. Power requirements by the way are AC mains or 13.8v DC



## Thanet Electronics Ltd

143 Reculver Road, Herne Bay, Kent, Tel (02273) 63859/63850.

**Bredhurst electronics**

### MAIL ORDER/RETAIL SALES

#### VHF/UHF TRANSCEIVERS

Trio TS 780 2M/70cm multimode	934.00
Yaesu FT262R (2M fitted) multimode	839.00
Trio TV4000A 2M/70cm 25W FM mobile	510.97
Trio TM401A 70cm 12W mobile	324.45
Trio TM201A 2M 25W mobile	295.19
Trio TR3500 70cm handheld	277.96
Trio TR2500 2M handheld	257.58
Yaesu FT290R 2M multimode portable	309.00
Yaesu FT790R 70cm multimode portable	299.00
Yaesu FT208R 2M handheld	209.00
Yaesu FT708R 70cm handheld	189.00
Yaesu FT203R 2M handheld	185.00
Icom IC2E 2M handheld	259.00
Icom IC2E 2M handheld	199.00
Icom IC4E 70cm handheld	259.00



#### H.F. TRANSCEIVERS

Trio TS 930S Gen. Cov. Rx.	£ 1250.00
Trio TS 430S Gen. Cov. Rx.	£ 733.00
Trio TS 830S	£ 793.10
Trio TS 530SP	£ 698.00
Trio TS 130S	£ 598.00
Yaesu FT 757GX Gen. Cov. Rx.	£ 759.00
Yaesu FT77	£ 479.00

#### H.F. RECEIVERS

Icom IC R71	£ 699.00
Icom IC R70	£ 599.00
Trio R2000	£ 456.63
Trio VC-10 VHF conv. for R2000	£ 122.00
Yaesu FRG 8800	£ 525.00
Yaesu FRT 7700 antenna tuner	£ 48.25
Yaesu FRA 7700 active antenna unit	£ 43.95
Trio R600	£ 285.26

#### UHF/VHF RECEIVERS

A.O.R. AR2001 25-500MHz	£ 365.00
J.L.L. SX200N	£ 299.00
F.D.K. ATC 720 Airband handheld	£ 175.00
F.D.K. RX 40 141-179 MHz handheld	£ 149.00
R 532 Airband 12W mobile	£ 186.00

#### ANTENNA BITS

Hi Q Balun 1:1 5kW PEP	£ 11.95 (0.75)
7.1 MHz Rat-traps - white epoxy - pair	£ 8.95 (1.50)
Self amalgamating Tape 10m x 25mm	£ 3.95 (0.75)
50 Mtrs 16 swg hand drawn copper wire	£ 6.90 (1.00)
T-piece Polyprop. Dipole centre	£ 1.50 (0.40)
Polyprop Strain insulators	£ 0.50 (0.10)
Small ceramic egg insulators	£ 0.50 (0.10)
Large ceramic egg insulators	£ 0.75 (0.10)
75 ohm Twin Feeder - Light duty per metre	£ 0.16 (0.04)
300 ohm Twin Feeder - per metre	£ 0.14 (0.04)
UR67 Low loss coax 50 ohm per metre	£ 0.65 (0.20)
UR76 50 ohm coax per metre	£ 0.25 (0.05)
UR70 70 ohm coax per metre	£ 0.30 (0.05)
4mm Polyester Guy Rope (400kg) per metre	£ 0.16 (0.04)

#### TEST EQUIPMENT

Black Star Frequency Counter (600MHz)	£ 142.00 (1.50)
Trio DM81 Trio Dip Meter	£ 78.90 (0.75)
A.K.D. VHF Wavemeter (130-450 MHz)	£ 24.95 (—)

**WELZ - DRAE - BNOS - JAYBEAM - HY GAIN - TET**  
**MICROWAVE MODULES - DATONG - TONNA -**  
**HIMOUND - AKD**

Goods normally despatched within 24 hours

**BREDHURST ELECTRONICS — HIGH ST — HANDCROSS — W. SUSSEX — 0444 400786**

E&OE

## FREQUENCY COUNTERS

**HIGH PERFORMANCE  
HIGH RELIABILITY  
LOW COST**

**EX-STOCK  
DELIVERY**

The brand new Meteor series of 8-digit Frequency Counters offer the lowest cost professional performance available anywhere.

- ★ Measuring typically 2Hz 1.2GHz
- ★ Sensitivity <50mV at 1GHz
- ★ Setability 0.5ppm
- ★ High Accuracy
- ★ 3 Gate Times
- ★ Low Pass Filter
- ★ Battery or Mains
- ★ Factory Calibrated
- ★ 1 Year Guarantee
- ★ 0.5" easy to read L.E.D. Display

PRICES (Inc. adaptor/charger, P & P and VAT)

METEOR 100 (100MHz)	£111.55
METEOR 600 (600MHz)	£141.45
METEOR 1000 (1GHz)	£192.05

**NOW AVAILABLE WITH  
T.C.X.O. OPTION**

Illustrated colour brochure with technical specification and prices available on request.



Designed and  
manufactured  
in Britain.

**Black★Star**

**BLACK STAR LTD (DEPT. P.W.), 4 Stephenson Road, St. Ives,  
Huntingdon, Cambs. PE17 4EB, England.  
Tel: (0480) 62440 Telex: 32339**

**MEI**  
**ANTENNAS**

**HIGH  
QUALITY  
BRITISH**



**YAGIS TO NBS**

**N.B.S. STANDARD ★ USER ADJUSTABLE MATCHING ★ 'N' SOCKET TERMINATION  
P.T.F.E. INSULATED GAMMA ★ GAIN OPTIMISED ★ EASY ASSEMBLY ★ MADE IN U.K.**

#### MET STOCKISTS (U.K.)

**Amateur Electronics U.K.**, Birmingham Tel. 021 327 1497. **Amtronics**, Tonbridge, Kent Tel. 0732 361850. **C.O. Centre**, Merton, London SW19 Tel. 01-543 5150. **Gobowen Comm.**, Gobowen, Shropshire. Tel. 0691 661397. **Dewsbury Elect.**, Stourbridge, W. Midlands Tel. 0384 390063. **Highland High Tech.**, Wick, Cuthness. Tel. 0955 4695. **Jaycee Electronics**, Glenrothes, Fife. Tel. 0592 756962. **Rynnie**, Aberdeenshire Tel. 04646 617. **Northern Comms.**, Halifax. Tel. 0422-40792. **One Stop**, Rochester, Kent. Tel. 0634 400179. **Radio Shack Ltd.**, London NW6 Tel. 01-624 7174. **Scarab Systems**, Gillingham, Kent. Tel. 0634 570441. **S.M.C.**, Totton, Southampton. Tel. 0703 867333. **Leeds, Yorks** Tel. 0532 782326. **Chesterfield** Tel. 0246 453340. **Buckley**, Tel. 0244 549563. **Stoke** Tel. 07816 72644. **Grimby** Tel. 0472 59388. **Bangor, Northern Ireland** Tel. 0247 464875. **Southdown Radio Supplies**, Eastbourne, Sussex. Tel. 0323 639351. **Ward Electronics**, Handsworth, Birmingham. Tel. 021-554 0708.

#### OVERSEAS DISTRIBUTORS

**Finland**, Compton, Espoo 16 Tel. 0422133. **Netherlands**, Amcomm, Aalsmeer. Tel. 28811. **Belgium**, Maes Electronics, St Nicklaas. Tel. 7766528. **U.S.A.**, L.M.C. Marketing, Florida Tel. (305) 777 4019.

**METALFAYRE**

Kingsdown Road, St. Margarets-at-Cliffe, Dover, Kent CT15 6AZ  
Telephone 0304 853021 Telex 965644 LCL DOV  
(Enquiries from Dealers and Overseas Distributors welcome)  
Please make cheques payable to metalfayre



Code	Model	Length	Gain	Price inc. VAT	P&P Code
70cm					
432/19T	19 ELE	2.2M	14.2 dBd	£35.60	A
432/17X	17 ELE Crossed	2.2M	13.4 dBd	£49.17	A
432/17T	17 ELE Long	2.9M	15.0dB	£39.20	A
432/5B	5 ELE Back Mount	7M	9.2dBd	£16.95	B
2M					
144/5	5 ELE	1.5M	9.2dBd	£19.55	A
144/7T	7 ELE	1.5M	10.8dB	£24.15	A
144/8T	8 ELE Long	2.45M	11.0dB	£31.26	A
144/14T	14 ELE	4.5M	13.0dB	£46.71	A
144/19T	19 ELE	6.57M	14.2dBd	£55.88	A
144/6X	6 ELE Crossed	2.5M	10.2dBd	£39.75	A
144/GP	2M Ground Plane			£14.41	B
4M					
70/3	3 ELE	1.7M	7.1dBd	£30.12	C
70/5	5 ELE	3.45M	9.2dBd	£45.74	C
<b>Non-Metallic Mast - Exclusive From MET</b>					
<b>Reinforced Polyester - 1 1/2" and 2" Diameter</b>					
R.P.M. 1.5M (1 1/2" dia.)				£17.25	D
R.P.M. 1.5M (2" dia.)				£19.50	D
R.P.M. 3M (1 1/2" dia.)				£34.50	D
R.P.M. 3M (2" dia.)				£39.00	A
<b>U.K. P + P A - £3.50. B - £1.30. C - £5.50. D - £1.95.</b>					

**NEW! POWER SPLITTERS 70cms. 2 WAY  
£19.55. 4 WAY £23.00. 2M 2 WAY  
£25.50. 4 WAY £28.75. ALL SPLITTERS 'N' TYPE  
TERMINATED. P&P CODE B.**


Please allow 14 days delivery



# Have you one of these?



# Then you need one of these



**ON SALE  
NOW!**

# ON THE AIR

chronising pulses and corresponding weak frame and line bars on Ch. R1 at 0850 on the 27th. On the 29th similar circumstances, plus a burst of test card from Poland at 0802. Between 0900 and 1030 on November 2 I logged a very strong electronic test card, sometimes in colour, from the USSR on Chs. R1 and R2 and the associated sound on 56.25 and 65.75MHz respectively. My attention was drawn to this event earlier when I copied reasonably strong signals from the 28MHz beacons in Cyprus 5B4CY and Norway LA5TEN which came up from a dead band and indicated that something was on. Readers may already be aware that the sound and pictures from overseas stations do not always come together, this depends on the type of set and the transmission, in my case I tune the Band I sound channels on an ex army R216, v.h.f. communications receiver or preset the sound frequencies on an SX200N scanner.

**Tony Palfreyman**, Stannington, received test cards from Norge Hemnes on Ch. E3 at 1530 on October 17 and Spain TVE1, E3 at 1235 on the 21st. In addition to the Russian stations he heard Harold Brodribb logged test cards from Czechoslovakia scribed RS-KH and BRATISLAVA.

## Tropospheric

While using his receiver in its portable mode, in Basingstoke on October 13, **Simon Hamer** received pictures from TDF Canal Plus on Ch. 5. Then in Sussex on the 14th he logged TDF on the u.h.f. channels 22, 23, 25 and 28 and then, back home in New Radnor, on the 15th and 16th he counted French stations on 16 u.h.f. channels and saw the captions TDF, TF1 A2 and FR3. Simon also received u.h.f. pictures from Crystal Palace, Dover, Hannington, Midhurst, Oxford, Rowridge, Sandy Heath, Tacolneston and Waltham on the 15th.

For at least 8 hours on the 15th, **Mike Bennett**, Slough, received pictures in Band III from France. TDF TF1, and writes, "it began with a test card at 1003 and continued until 1800 when they shut down, there were adverts and short programmes and the strength was terrific, just like my local station with colour from start to finish".

During the afternoon of October 30, **Owen Jones**, Blurton, noticed a marked increase in strength of his BBC1 and IBA Channel 4 pictures along with wide black bands on the screen, which sounds to me like co channel interference due to the changing conditions. For the winter, Owen is playing safe and has lowered his DX antenna from 9m to 3m a.g.l.

## News from Abroad

During the summer months of 1983, **Asim Aziz** and **Rehan Mullick**, Fig. 7 received a test card and programmes on Ch. 2 in Band I from Dubai, Figs. 8 and 9, and programmes and news with the HOBCTN caption, from the USSR, Figs. 10 and 11, at their home in Lahore. It is not surprising that these two PW readers sent a report to Radio and Colour Television Dubai and on October 24 they heard the following, "Thank you for your letter and joint effort in producing a tape and some very interesting photographs of our Channel 2 TV", wrote Mrs Kay Fenner from the listeners section of Dubai's external services. She added, "This transmitter is 40kW vision and 4kW sound. Your reception results are outstanding for a 2000km path mostly over land". Mrs Fenner also told them that their letter was included in the 19th edition of their *Mailbag* programme which was broadcast on November 18, 19 and 20, 1983.

One of our readers in Qatar, **Eymard de Silva** reports an unusual TV broadcast, Fig. 12, which he tuned to in September at his home in Doha while using a Sharp PAL/SECAM receiver connected to an Akai VS-6 video recorder. "I first noticed this broadcast from *Cable News Network* on the 27th when it was on for 24 hours, appearing and disappearing and sometimes continuing with distorted

pictures without sound", writes Eymard. He adds, "On many occasions the reception was very good, a fine well-defined picture in black and white and clear sound quality. The broadcast, intended for US personnel in the Arab Gulf region is sometimes entitled AFRTS and I shall be grateful if you could advise me from where this is relayed". The date and time is superimposed on the picture by the video recorder. Any ideas readers?

## SSTV

"At last on October 15, while in 2 way 8 seconds black and white QSO with G3LUI and G8LWA on 144.495MHz, I learnt from G3LUI that he had seen a demonstration by G1AWK of SSTV using a BBC-2 computer and the G3LIV SSTV terminal unit and was impressed with the 'extremely good quality' of the pictures with 90 per cent detail and 'hard copy' through a printer", writes **Richard Thurlow** G3WW, March. "G3LUI is a home builder of SSTV equipment from the earliest days", said Richard, who also told me that just before their QSO G3LUI exchanged pictures with GU6EBI. During the tropo lift on the 15th, G4UDH, Stoke-on-Trent, received Richard's pictures on his home brew G3WCY SSTV converter and G3WW answered a computer-composed SSTV CQ from ON4ADI on 144.5MHz.

As from early November, the modifications to the SC-1s, belonging to G3WW, G4DYB and G4NJI, for 48 seconds single frame colour were completed, "beautiful" said Richard. **Maurice Webb** G1AMR, Prestcot, has to date swapped SSTV pictures with G1BIF, G3CCH, G3KLL, G6ICR, G6HDD, G6YBC and G8NSE and has sent pictures to 5 other, receive only stations. "Activity in the SSTV field is rising very fast around his QTH and neighbouring counties and many are using ZX Spectrum computers", comments Richard.

Between October 16 and November 15, **Peter Lincoln**, Aldershot, received SSTV pictures from France, Germany, Italy and Spain and finds that Sunday morning is a good time for this mode of communication.

## SATELLITES

Reports to: Pat Gowen G3IOR, 17 Heath Crescent, Helleston, Norwich, Norfolk NR8 6XD.

The first phase of the amateur satellite programme began with the launch of OSCAR-1, a 4.5kg package containing a mercury primary cell powered 144.980MHz temperature indicating beacon, on 12 December 1961. It lasted just 22 days, followed by OSCAR-2, a similar device lasting only 18 days following launch on June 2 the following year. The 16kg OSCAR-3 followed on 9 March 1965 had only a 15 day lifetime, but carried the first solar cells and rechargeable batteries. OSCAR 4 was the

first transponder from the 144MHz band to the 430MHz band, being put into a non-intentional highly elliptical orbit on 21 December 1965 with a two month lifetime before burn-up. Australis OSCAR-5 with its 28MHz and 144MHz band beacons, primary cell powered telemetry encoded beacons, command decoders, and with hysteresis spin-dampening went up on 23 January 1970, under the auspices of AMSAT. All of these Phase I satellites gave valuable data and guidance in tracking, doppler tech-



by Pat Gowen G3IOR

niques, thermal balance, and the basic technicalities of amateur satellite requirements.

# ON THE AIR

Phase II commenced with the launch of the highly successful AMSAT-OSCAR-6 on 15 October 1972, an 18kg package containing solar-cell rechargeable NiCad batteries powering a long lived 144MHz to 28MHz band transponder a.g.c. controlled, with adequate telemetry, commandable programming, and a 896 bit codestore memory device. It was the first satellite permitting simple access to thousands of amateurs over the earth's surface in over one hundred different countries.

AMSAT-OSCAR-7 was launched into a similar orbit on 15 November 1974, the 29kg satellite carrying a highly effective 430MHz to 144MHz band transponder in addition to that equating OSCAR-6. It could produce either Morse code (c.w.) or RTTY telemetry from the beacons on 28MHz, 144MHz, 430MHz or 2.30GHz of all the varying parameters of power, voltage, temperature from many points of measurement.

AMSAT-OSCAR-8, the last of the Phase-II satellites, was also a 144 to 28MHz (Mode A) satellite, also carrying a Mode J (144 to 430MHz) transponder built by the Japanese JAMSAT group.

All of the previous satellites have long ceased to function, although OSCAR-7 was functioning long after the demise of its battery, due to a cell going open-circuit and permitting the systems to continue to function when the solar-cells were in sunlight, hence producing a positive power-budget.

The first of the AMSAT Phase III satellites, Phase IIIa, was intended for a highly elliptical orbit as was its successor, Phase IIIb, now OSCAR-10. As is well known, it finished as the world's first submarine satellite, deep in the sea off the coast of Devils Island, French Guiana, following a launch malfunction. The generosity of the world amateur-radio community, radio societies, and the IARU provided the means to re-build the satellite Phase IIIb, and this we now are successfully using as the current AMSAT-OSCAR-10. Even this launch had its problems, as despite a perfect launch and injection into orbit, the third stage of the Ariane launch vehicle, in jettisoning its surplus oxygen, was propelled into the satellite that it had just released, damaging one of the three arm-end two-element beams, and tilting the spacecraft into an attitude where the cells of the solar-panels were not at 90 degrees to the sun, thus limiting the battery charge, this preventing the electric torquing magnets from being employed to re-orientate the new satellite to its correct attitude. As the sun-angle moved to the plane of the orbit, the situation resolved naturally, and manoeuvring, with eventual switching on of the on-board transponder was effected. Later problems were evidenced with the on-board computer control command, which dictated that the kick-motor, planned to be fired in two or more manoeuvres to first lift the low injection

orbit perigee, and then to fire it into a high inclination above 60 degrees, gave a single total firing, lifting the perigee much higher than intended, with the inclination much lower than planned.

The general results of these problems give difficulties to both users and command stations alike, inasmuch as the bent end-of-arm antenna destroys the otherwise perfectly circular waveform of the downlink polarisation, producing a marked and regular variation of signal strength from the spinning satellite. The lower than planned elevation has produced a more serious problem, in that over the course of the year, the sun angle variations dictate that if the satellite was angled so that the end-of-arm antennas were earth-pointing, then the solar cells that produce the power to charge the batteries would not be facing the sun, hence giving an insufficiency of power to maintain the satellite systems. As continuous function of the computer system is essential for the housekeeping regime, this means that the angle of the spacecraft must be set for optimum sun-angle, and this dictates that at times of the orbit the antennas are NOT earth-pointing, thus giving frill side-lobes of the beam system, hence a marked signal strength variation called "spin-fading". The preferred polarisation may change from the normal right-hand-circular optimum to plane vertical, horizontal, and even left-hand circular to give best results. Twice annually the satellite falls into earth's shadow, and needs to have the transponder off for longer periods to maintain power. With a sufficiency of income and effort, the planned Phase IIIc satellite will be launched into the ideal orbit, and give superior results even to the current OSCAR-10 spacecraft.

## IIIb, or not IIIb (that is the question!)

The long-term plans of AMSAT, called "Phase IV", is to provide a series of geosynchronous satellites around earth, all operating in the wide-bandwidth microwave spectrum, each spacecraft with intercommunication to its adjacent, so that whole-world communication is possible at s.h.f. The problem is that few amateurs, even in the relatively affluent west have the combination of technology and capital to be able to afford the specialised equipment and antenna system necessary for the project. One way out of the problem is to have a neighbourhood satellite station, with the dish, equipment, tracking system all subscribed by the local group, and accessed by available shack apparatus, e.g. 430MHz f.m. in a similar way to existing repeaters. The satellite station would be equipped with a computer which would automatically track the satellite, select an unused suitable uplink frequency, adjust the power level of the uplink to that required, and put the downlink signal back on the "repeater" to the user from the corresponding satellite downlink frequency. Thus, all amateurs local to the

satellite station would be able to manifest world-wide communication from their shacks, mobiles, or even hand-held f.m. transceivers on existing equipment, by pooling resources and know-how.

The foundations of this concept already exist, as in the USA a number of "gateway" stations are currently functional, successfully combining 144MHz band f.m. with a local satellite station on OSCAR-10, providing excellent communications around the earth to mobile and hand-portable stations in the Washington DC and other areas.

Thus, although we are officially still in the Phase III area, Phase IV has arrived, providing the long considered futuristic concept of working the world from a pocket transceiver! Perhaps the "Dan Dare" wrist-watch radio may not be so far away?

## Topical News

The USSR "Radio" RS satellites are currently suffering from a month of eclipse but, with the exception of the now defunct RS-6, should be back with us on full operational schedule by the time that you read this.

OSCAR-10 continues to provide an ever-increasing menu of new and exotic DX call signs, with A92P, CN8EO, K6LNP/DU2, SU3AM and 7P8CM to be added to last month's DX listing.

The UOSAT satellites, OSCAR-9 and OSCAR-11, continue to provide good service, with U-O-11 now engaged in parallel scientific tests on research projects. Efforts are proceeding to experiment with packet-radio tests, and soon to have the f.m. voice digitaltalker on, its vocabulary being sufficient to eventually deliver regularly updated news bulletins. The 435.025MHz beacon is equally as strong as its 145.825MHz associate.

Since the demise of USSR Radio RS 1 and RS-2 satellites, launched on 26 October 1978, a "mystery" satellite has been regularly sending "55" and "5015" and even "5555" on the RS 1 and 2 29.400MHz beacon frequency. Even a transponder, often without beacon identification has been heard in the common RS1/2 passband, giving rise to much speculation as to the possibility of a new satellite. Study by a number of enthusiasts, notably s.w.l.s **Harold Meerza** and **Birger Lindstrom** have shown that the signals were heard only when the satellite(s) were in full sunlight, indicating that either RS1 or its brother had an open battery cell, and were functioning directly from solar power. Some considerable confusion was introduced into the identification of which object, radar tracked by NASA, was RS-1, RS 2, the main COSMOS 1045 satellite, and the launch rocket upper stage, later corrected by **Greg Roberts**, ZS1BI at the Capetown Observatory. Most amateurs had literally lost track of the pair of satellites soon after they ceased function in 1979, so it was impossible to tell which of the two was functioning as what, as the telemetry was corrupted from the "RS" to "55". **Leo**



# ON THE AIR

**Labutin**, UA3CR, founder of the USSR Satellite group called DOSAAF, thought that it was most likely that RS-2 was the re-activated spacecraft, as this member had much larger solar-cells than RS-1, and could thus produce a sufficiency of power to energise the systems when out of sunlight if the battery were open circuited. Some smart detective work by the members of HAMSAT, the Dutch Satellite body, resulted in both visual sighting and some careful application of drag factors by **Nico**, PA0DLO, with a positive identification that it was the RS-1 Radio spacecraft that had received a further lease of life. It would appear that the occasional activated transponder, without accompanying telemetry beacon, might be RS-2 out of hibernation as well. For those anxious to follow up the mystery, the uplink to both is from 145-880 to 145-920MHz, with a non-

inverting downlink between 29-360 and 29-400MHz.

## Auroral Warning

The forewarning of an auroral event strikes dismay into the heart of many h.f. operators, and fills the space orientated v.h.f. amateurs with glee. The problem is that one is never that sure if and when the event is to occur, and it is within the first few minutes that the ultra-DX like UA3, OH, SM1 is most likely. Dellinger flares do not always later result in Aurorae, and can be completely missed, especially by the "B" licencees. Adding twenty-seven days to the last event to permit Solar rotation to the same coronal-hole area merely increases the statistical probability, as the holes may have sealed, and new ones may have appeared. More normally, by the time we find an Aurora is active, it is too late for the best.

**John Branegan**, GM4IHJ, has come up with a paper that gives a valuable guide to those keen to exploit the phenomena, in making use of the SABRE Radar, run from Wick by the University

of Leicester. The Wick radar runs 45kW, on 153-213MHz, and can easily be heard on Amateur equipment sounding rather like ignition noise with timebase precision but, of course, only over a few kHz. It has a break in the pulse train every 20 seconds to permit identification.

John is correlating the RADAR with the appearance of the Arctic Ostersund 48MHz TV and with 144MHz band amateur Aurorae, and has evidenced that the radar normally appears as a strong signal some 15-20 minutes before the Arctic TV, and some 30 minutes prior to the arrival of strong amateur signals on 144MHz, thus giving ample time for getting the rig warmed up. Further, it appears at other times of anomalous v.h.f. propagation, such as Meteor Scatter, or Auroral Sporadic E. Copies of the original paper are available via G3IOR QTHR in return for a s.a.e. and £1.00 to cover postage and photocopying, for those needing the finer detail. Other radar stations exist at Uppsala, Sweden (thought to be on 142-583MHz), and at Tromsø in Arctic Norway, frequency yet unknown.

## RTTY

Reports: as for VHF Bands, but please keep separate.

"The committee of BARTG wish to thank *PW* readers for their past support of these annual events which are organised to promote interest in the RTTY mode as used by Radio Amateurs. They hope that the Group will continue to enjoy the participation of *PW* readers in any future RTTY contents that the group may organise," writes **Peter Adams** G6LZB, Contest Manager for the British Amateur Radio Teleprinter Group. "I look forward to receiving any of *PW* readers logs or comments in connection with our future RTTY contests," said Peter, when he told me about their Spring RTTY Contest which will take place on the 3-5, 7, 14, 21 and 28MHz bands between 0200GMT on March 23 and 0200GMT on the 25th. The event is open to multi and single operator transmitting stations and s.w.l.s and from the 48 hours of the contest period, only 30 hours of operation is permitted. Further details are available by sending an s.a.e. to Peter at 464 Whippendell Road, Watford, Herts WD1 7PT.

**Mike Rowe** G8JVE, President of the Chichester and District Amateur Radio Club took part in the BARTG Autumn RTTY Contest on the 144MHz band and made 50 contacts, with a best DX of 390km. There is nothing like a contest to wake activity, as I proved during the event on November 10 when I copied RTTY signals from 12 call areas, AE, C53, DL, ED, HG, LZ, OE, OK, UB, W5, 4Z4 and 9H1 around 21-090MHz, having only logged two, D4 and N2, despite checks on the band, on each of the 24 previous days when it appeared almost dead.

**Roger Davis** G3IUZ, Berkhamsted, became involved in RTTY in the early 1970s using a Teletype 15 page printer, a modified optical tape reader and a Creed tape punch. His terminal unit is an ST-5. Now Roger is in the process of updating his station and is currently installing a BBC computer for future activity.

I am looking forward to hearing from some of the many newcomers to RTTY, such as **Edgar Abraham** ZS6AFF who is intending to get started using a ZX Spectrum as part of his station.

Like myself, **Jack Wingrove**, Battersea, uses a Trio R2000 receiver followed by a Tono Theta 550 terminal unit and to date has logged many RTTY stations from Australia and the USA and is hoping to install a converter for AMTOR in the future.

## Packet Radio

The Federal Communications Commission has granted a 180 day special temporary authority, effective 18 October 1984, to 21 amateur radio stations for teleport operation. Teleports in this case act as automatic relay stations between packet radio networks on the ground and amateur satellites. Station covered by the STA are WD4IWG, K1KSY, W3IWI, KD2S, N5AHD, WIHDX, KE6ZE, WA9FMQ, WB6YMH, WA6GXD, KA9Q, WA2LQ, W1AW, KA6M, K0CY, NK6K, WD0ETZ, WB5YFU, N5BRG, N2EKH and N6IIU. These stations may use 144 to 146MHz and 435 to 438MHz to or from satellites and any amateur frequency at 50MHz or above where digital communication is permitted.



by Ron Ham BRS15744

## Month on Air

During the period October 16 to November 15, I copied RTTY signals from 7 international call areas, DF, F, G, GW, ON, SM and YZZ around 3-590MHz and 37, CT1, DF, D4, EA, EA8, EI, F, FG, HG, I, KA1, KA9, KL7, LA, LX, LZ, OE, OH, OK, OZ, PY, SP, SV, UA3, UB5, VE, VP9, WS2, 3, 4, 5, 6 and 8, YU, 4X6, 7X4 and, one of the strongest signals on the 14MHz band 9H1EL.

Among the interesting stations logged were KL7TC from Alaska received on October 29, D44BC Republic of Cape Verde October 31 and November 1 and 4, VP9BY Bermuda November 2, PY1WF Brazil on the 2nd and KA1IN Japan on the 4th.

"I found that 14MHz RTTY quite active with signals mainly from Europeans during the day and North Americans in the late afternoon," writes **Peter Lincoln**, Aldershot. He also copied OD5NG and the ZS6CC mailbox, during the month prior to November 15.

Finally the new address for John Beedie, the membership secretary of BARTG is Ffynnonlas, Salem, Llandeilo, Dyfed, Wales.

# GAREX THE SCANNER SPECIALISTS

## J.I.L. SX-200-N - THE SUPERIOR SCANNER

- ★ The choice of the professionals
- ★ AM + FM all bands
- ★ Wide coverage: 26-88, 108-180, 380-514MHz
- ★ 16 memories ★ Positive action keyboard
- ★ Proven reliability ★ 12v DC & 230v AC
- ★ S-meter & 96-108MHz converter available

£299

## REVCO RS-2000-E - THE VERSATILE SCANNER

- ★ 70 memories ★ AM + FM all bands
- ★ Cover: 60-180, 380-520MHz
- ★ Search & store of active channels
- ★ All the usual search & scan functions
- ★ 12c DC & 230v AC operation
- ★ Counts activity of selected channel

£259

## J.I.L. SX-400 - PROFESSIONAL SCANNER

- ★ Covers 26-520MHz (no gaps)
- ★ AM + FM (manual, automatic or programmable)
- ★ Computer interfacing for limitless memory, remote control & data logging
- ★ Switchable channel spacing & I.F. bandwidths
- ★ I.F. output terminals (10.7MHz & 455KHz)
- ★ Specifications set by the professionals

PHONE FOR LATEST PRICE

Regulated mains adaptor for SX-400 .....£29.50

### ★ REVCON ★

A superb quality 16 element, all British made VHF/UHF broadband fixed station aerial from Revco. Ideally suited to all scanners and other VHF/UHF Receivers  
Covers 50-500MHz PRICE £27.45 inc

## ASK FOR OUR LIST OF SECONDHAND SCANNER BARGAINS

### ★ SPECIAL OFFER ★

CENTURY 21D communications receiver. 0.5 to 30MHz. CW, USB, LSB, AM & FM. Digital readout. Provisions for an external speaker and headphones. An excellent performer for only .....£199

CRYSTALS FOR NR-56, SR-9, SR-11, TM-56B. We have a range of 2m & VHF Marine band crystals for these receivers at £3.00 each (+20p post per order). Please phone to check stock.

RESISTOR KITS a top selling line for many years. E12 series, 5% carbon film, 10Ω to 1m, 61 values, general purpose rating 1/4W or 1/2W (state which).

Starter pack 5 each value (305 pieces) .....£3.10

Standard pack 10 each value (610 pieces) .....£5.55

Mixed pack, 5 each 1/4W + 1/2W (610 pieces) .....£5.55

Giant pack, 25 each value (1525 pieces) .....£13.60

DC/DC TRANSISTORISED INVERTERS 12V input, 400V 200mA rectified and fully smoothed output .....£9.50

This unit is a chassis section cut from used R/T equipment, tidied, fully wired & tested. Free-standing but no luxuries like cabinet. 24v version - same price. SAE for details.

SPECIAL OFFER discontinued line 12 or 24v to 380v inverter. £5

We have in stock a very large range of spare parts for PYE RADIOTELEPHONES. Models include Olympic, Westminster, Whitehall, Europa, Mascots and PF70 Series. Parts also available for Cambridge, Vanguard etc. etc.

SAE FOR FREE EXTENSIVE LIST

GAREX FM DETECTOR and squelch conversion for Pye R/T equipment Ready Assembled, full instructions. Tailor-made, easy-fit design, replaces existing squelch board, with minimum of modifications. For AM Cambridge £6.30; for Vanguard AM25B (Valve RX) £6.10; for Transistor Vanguard AM25T £6.95.



MAIN DISTRIBUTOR OF REVCO PRODUCTS

PRICES INCLUDE UK P&P and 15% VAT



**GAREX ELECTRONICS**  
7 NORVIC ROAD, MARSWORTH, TRING,  
HERTS, HP23 4LS

Phone 0296 668684. Callers by appointment only

Goods normally despatched by return

# RST

MAIL ORDER CO.  
Langreth Supplies Ltd.,  
Climax House,

159 Fallsbrook Road, Streatham SW16 6ED.

SPECIAL EXPRESS MAIL ORDER SERVICE

	£p	EM81	2.50	PL509	6.00	GA65	5.99	6L6G	3.00
AZ31	2.75	EM87	2.50	PL519	6.00	GA15	1.50	6L6GC	3.50
CL33	4.00	EN91	6.50	PL802	6.00	GAM6	6.02	6L7	2.50
DY867	1.50	EY51	2.75	PY33	2.50	GANS	4.75	6L06	7.50
DY802	1.50	EY86	1.75	PY81	1.50	SAN8A	3.50	607	3.75
EB80C	8.42	EY88	1.75	PY82	1.50	GA05	2.25	607	7.50
E180F	10.20	EY500A	3.00	PY83	1.25	GA65	2.50	6SA7	3.00
EB10F	35.48	EZ80	1.50	PY88	2.00	GA56	8.66	6SC7	2.75
EAB8C80	1.25	EZ81	1.50	PY500A	4.00	GA57G	8.75	6S7J	3.25
EB91	1.50	GY001	3.00	PY800	1.50	GA76	1.25	6SK7	3.50
EBF80	1.50	GZ32	4.00	QOV001	5.00	GAUSGT	5.50	6SL7GT	3.00
ECF89	1.50	GZ34	4.00	QOV02.6	31.80	GAU6	2.50	6SN7GT	3.00
EBF91	8.00	GZ33	4.75	QOV03-10	23.50	GAW8A	3.75	6SS7	2.75
ECC33	4.50	GZ34	3.00	QOV03-20A	48.38	GB7	3.25	6SG7M	2.50
ECC35	4.50	GZ37	4.75			GB8	3.25	6U8A	2.25
ECC81	1.75	KT61	5.00	QOV06-40A	75.00	GBA6	1.50	6V6GT	2.25
ECC82	1.75	KT77	12.00			GBA7	5.00	6X4	2.00
ECC83	1.75	KT77	12.00			GBE6	1.50	6X5GT	1.75
ECC85	2.10	KT88	20.00			R18	3.00	6B6	2.50
ECC88	2.10	N78	15.00			R19	9.24	6B6	2.25
ECF91	8.93	OA2	3.25			R30	6.00	6B6	2.00
ECF80	1.50	OB2	4.35			SP41	4.00	6B6	2.50
ECF85	3.00	OC3	2.50			SP61	6.00	6B07A	3.50
ECH81	3.00	OD3	2.50			U19	13.75	6BR7	6.00
ECL80	1.50	PC86	2.50			U25	2.50	6BR8A	3.50
ECL82	1.50	PC88	2.50			U26	2.50	6B57	6.00
ECL83	3.00	PC92	1.75			U37	12.00	6BW6	6.00
ECL86	1.75	PC97	1.75			UABC80	1.25	6BW7	1.50
EF37A	5.00	PC900	1.75			UBF89	1.50	6BZ6	2.25
EF39	2.75	PCF80	2.00			UCH42	2.50	6C4	1.75
EF41	3.50	PCF82	1.50			UCH81	2.50	6C6	1.75
EF42	4.50	PCF86	2.50			UCL82	1.75	6C8A	2.50
EF50	2.50	PCF801	2.50			UCL83	2.75	6CDEGA	5.00
EF54	5.00	PCF802	2.50			UF89	2.00	6CL6	3.75
EF55	3.50	PCF805	1.70			UL41	5.00	6CH6	13.00
EF80	1.75	PCF808	1.70			UL84	1.75	6CW4	8.00
EF86	3.50	PCF809	1.70			UY41	2.25	6D6	1.75
EF91	2.95	PCL82	2.00			UY85	2.25	6D5	6.00
EF92	6.37	PCL83	3.00			VR105/30	2.50	6EAS	3.00
EF183	2.00	PCL84	2.00			VR150/30	2.50	6EH5	1.85
EF184	2.00	PCL85	2.50			Z759	25.00	6F6	3.00
EH90	1.75	PCL86	2.50			Z803U	19.00	6GK6	2.75
EL32	2.50	PCL805	2.50			Z021	3.25	6H6	3.00
EL33	4.00	PD500	6.00			ZB28	40.00	6H5	3.77
EL34	4.00	PFL200	2.50			4CX250B	45.00	6J5	4.50
EL36	2.50	PL36	2.50			5R4GY	3.50	6J6	8.93
EL81	5.25	PL81	1.75			5U4G	3.00	6J7	4.75
EL82	2.25	PL82	1.50			5V4G	2.50	6JB6A	5.00
EL86	2.75	PL83	2.50			5Y3GT	2.50	6JS6C	6.00
EL91	9.69	PL84	2.00			602	4.00	6K4N	2.50
EL95	2.00	PL504	2.50			5Z4GT	2.50	6K6GT	2.75
EL360	8.50	PL508	2.50			630L2	1.75	6K7	3.00
						6AB7	3.00	6K8	3.00
						6AH6	5.00	6K6	7.00

Open daily to callers: Mon-Fri 9 a.m.-5 p.m.  
Valves Tubes and Transistors - Closed Saturday  
Terms C.W.O. only, allow 7 days for delivery. Tel. 01-677 2424/7.  
Prices excluding VAT add 15% Quotations for any types not listed S.A.E.  
Post and packing 50p per order  
Tellex 946708  
Prices correct when going to press

# WOOD & DOUGLAS

HAPPY NEW YEAR to all our customers!

Why not start 1985 on a new band?

We can now offer the following packages for 24cms FMTV.

1. Receive Package (VIDIF Kit - 1250DC50 Boxed) .....£105  
(VIDIF Ass - 1250DC50 Boxed) .....£120
2. Receive Package (VIDIF Kit - TVMOD1 Kit - 1250DC50 Boxed) .....£110  
(VIDIF Ass - TVMOD1 Ass - 1250DC50 Boxed) .....£126
3. Transmit Package Kit (UFM01 - 70LIN3/LT - 70FM10 - WDV400/1200 Boxed) .....£130  
Ass (UFM01 - 70LIN3/LT - 70FM10 - WDV400/1200 Boxed) .....£130

The above prices are inclusive of VAT but exclusive of £1.50 postage. Please allow maximum of 28 days delivery for boxed items. No additional discount available for the purchase of more than one package. Please contact our sales staff for further information.

The demand for boxes, connectors etc. to make a professional finish on our pre-amp/linear combinations has encouraged our release of the following hardware packs:-  
Typical contents: Diecast Box, Heatsink, Switches, LED's, Cable etc.

1. 2M LINEAR/PRE-AMP 25W (BNC Connectors) .....£14.95  
2M LINEAR/PRE-AMP 25W (SO239 Connectors) .....£14.25
2. 2M LINEAR/PRE-AMP 10W (BNC Connectors) .....£13.95  
2M LINEAR/PRE-AMP 10W (SO239 Connectors) .....£13.25
3. 144LIN25B KIT (BNC Connectors) .....£13.75  
144LIN25B KIT (SO239 Connectors) .....£12.80
4. 70LIN10 KIT (BNC Connectors) .....£13.75  
70LIN10 KIT (SO239 Connectors) .....£12.80

For further details on these Hardware packages please contact our sales staff on the above telephone number. Prices are inclusive of VAT but exclusive of £1.50 carriage. While every endeavour is being made to hold prices on our products due to the fluctuating dollar/pound exchange rate we can not guarantee to hold some component prices. In particular RF Power components such as 'SD' part numbers will be affected. Please check current prices with our sales staff before ordering replacement parts.

Further details on our product range will gladly be forwarded on receipt of large size SAE. Technical help is available by phone during normal office hours. Kits are usually available by return of post but please allow 28 days for unforeseen delays. Please add 75 pence to your total order for postage and handling. Credit card orders are gladly accepted, please give us a call.

ANYONE CAN SELL A KIT ... REPUTATION SELLS OURS



UNIT 13, YOUNGS INDUSTRIAL ESTATE  
ALDERMASTON, READING RG7 4PQ  
Tel: 07356 71444 Tx: 848702






# C. M. HOWES COMMUNICATIONS

## FUN TO BUILD KITS BY MAIL ORDER

Enjoy the fun and satisfaction of "home-brew" equipment with one of our kits. All HOWES Kits come complete with a good quality fibre glass printed circuit board that is drilled and tinned. The part locations are screen printed on the board for easy assembly. All board mounted components are supplied, as are full clear instructions. Our kits are designed so that even a novice constructor will meet with success. Choose a worthwhile winter project from our expanding range.

### NEW!

CTX80 Low Power CW TX for 80M



The HOWES CTX80 is a simple, easy to build low power transmitter for the 80 Meter amateur band. The CTX80 is crystal controlled but has provision for connection of an external VFO. One crystal is included in the kit. The CTX80 kit contains all you need to get on 80M CW apart from an antenna, Morse Key and receiver, how about using it with our DcRx 80M Direct Conversion Receiver?

#### Brief Details

- \* Fully adjustable output power up to about 5W RF output
- \* 5 element LC lowpass output filter.
- \* Key click suppression built in
- \* Crystal supplied with kit
- \* Provision for 3 crystals on the PCB
- \* Provision for external VFO
- \* Provision for adding AM modulator
- \* 4 transistors
- \* Only one coil to align
- \* Nominal 13.5V DC operation
- \* PCB size: 5 by 2 inches (128 by 51 mm)

CTX 80 Kit £12.95. Not yet available in assembled form

#### DcRx DIRECT CONVERSION COMMUNICATIONS RECEIVER

The DcRx is our very popular single band receiver. Hundreds of these kits have been sold to both beginners and experienced amateurs. Use it with our CTX80 transmitter to make a simple low power station that is fun to use for holidays and portable use as well as for the QRP home station. Three versions of this receiver are available: one covers the 20 or 30M band, one covers 80M, and a new version covers 160M (Top Band). The kit includes ready-wound coils and is intended to be suitable for the first time builder. If you do ever have a problem with the kit, we have a fixed price repair and calibration service. The DcRx will drive a loudspeaker or headphones, and operates from a 12V battery or power supply. A case and two tuning capacitors are the only major parts to add to finish your receiver. We have suitable capacitors at £1.50 each while stocks last. (These are not suitable for the 160M version which requires larger value items).

DcRx Kit £14.80 Assembled PCB module £19.90. State which band you require

139 HIGHVIEW  
VIGO, MEOPHAM,  
KENT, DA13 OUT.  
ENGLAND.

FAIRSEAT (0732) 823129

The HOWES CM2 is an easy to build, versatile microphone unit. The kit builds into a high quality desk microphone or small mobile microphone unit for "hands free" operation in the car. The kit contains an electret condenser microphone capsule capable of very good audio quality, and an easily assembled preamp unit that incorporates a Plessey "VOGAD" chip for automatic control of modulation levels. You can speak loudly or softly close to, or further away from the mic and full modulation level is automatically maintained.

The CM2 has an on-board voltage regulator, so that the unit can work from 8 to 14V DC. There is a miniature relay incorporated in the design for transmit/receive switching of the associated transceiver yet the total current consumed by the unit is only about 30mA from a 9V battery. The quality of the audio produced by the HOWES CM2 has been favourably compared over the air with some of the most expensive mics on the market. It is ideal for both FM and SSB, CB and Amateur use. A bass roll-off option is included that helps keep down low frequency bumps, thumps and car noise when used under mobile conditions. You could easily build this unit into a small case for dash or sun-visor mounting in the car, with a remote transmit switch mounted on the gear stick. The facility for remote transmit/receive switching is built into the CM2.

Like our very popular AP3 speech processor with which the CM2 shares some common circuitry, there is no need for a separate on/off switch. The unit only draws current when in the transmit mode, so ensuring good battery life. The circuit board is fairly small to enable it to be built into a compact case but we have been careful in our design to ensure that it is not at all fiddly to build as a result.

This kit is suitable for the novice constructor, no test equipment is required and there is only one easy adjustment to make to set the output level to suit your radio. In terms of performance and audio quality, the HOWES CM2 Communications microphone kit must offer some of the best value on the market. We anticipate a big demand for this kit and have priced it accordingly. There must be a place for a "hands free" quality microphone in your shack or car. **CM2 Kit £10.25 Assembled PCB module + Mic capsule £13.75.**

**XM1 mk2** Our super crystal calibrator with EIGHT output marker intervals. Built in voltage regulator and ident facility. Very handy around the shack, as well as keeping you "legal". **XM1 mk2 Kit £16.80. Assembled PCB module £21.30**

**AP3 AUTOMATIC SPEECH PROCESSOR.** This item is very well known on the air over 1000 units sold, as described by G4KQH in the September 83 issue of "Ham Radio Today". Add some extra "punch" to your signal and "get out" that bit better. **AP3 Kit £15.90. Assembled PCB module £21.40.**

**ST2 CW SIDE-TONE or PRACTICE OSCILLATOR.** The ST2 provides a nice sounding note for monitoring your sending or Morse practice. Approx 1W output at 800Hz into an 8 Ohm load. 12V operation. Direct connection to your key or the ST2 will work by RF sensing on rigs of as little as 3W on the HF bands. A volume control is included with the kit. **Kit £7.30. Assembled PCB module £10.80**

If you would like more information on any kit simply drop us a line, enclosing an SAE. We have an information sheet on each product. Delivery normally within 7 days.

73 from Dave, G4KQH Technical Manager  
Please add 60p P&P to your total order value.

**VIDEO RECORDERS.** Philips N1500 series, colour, int 6/8 chan 3 band Rx Analogue/Dig Clock with two cassettes & circls. 1500 £45, 1501 £55, 1502 £65. **AERIALS, ARMY** Telescopic 27ft 6 section 5ft closed 14Kg £28, guy kit for these £8. Mast kit 30ft 10 section 1" with accs & carrying bag £30. **WHIP AE.** 16ft 4 section with base insulator £8.50 also Long wire aerial kit with 120ft insulated braided copper wire 4x chain link insul & 2x25ft cords £6.50. **TAPE RECORDERS** ferroglyph Series 7 two chan £115 & series 6 single chan £85 also EMI (MOD RE301) two chan 7 1/2" 15" with book £65. **V.F.O. UNIT** removed from Army HF Tx nom freq 2.5/4.5Mc/s scaled 2/16Mc/s transis reqs 18v supply approx size exc dial 8x8 5" contained in die cast box with slow motion dial, with circ. £25. **VALVE KITS** with 2 6V6, 2xECH35, 2xL63(6C5) & 6x5 £4.50. **R.T.T.Y.** Test Sets TDMS 5 or 6 £35 ea or £60 pair. **RADAR CALIBRATOR UNITS** contains 2x mains trans, 25 misc B7g & B9a valves, chokes, paper conds & large qty of misc parts in all case 11x13x16" for 230v mains (ex Vulcan) £29. **VALVE VOLTMETERS** Marconi TF1041B mains, as 8 ranges of DC volts 300 Mill/V to 1Kv 7 ranges of AC volts 300 Mill/V to 300v & 8 ranges of res 50 ohms to 500 Megs as DC/Ohms & AC/RF probe to 1500Mc/s in case size 11x8x7" tested with book £48. **RADAR TEST SET** ground IFF T.S. for 240v contains mains trans, approx 40 min valves inc special purpose types, R.F. ass for nom 1 Gz, large qty of other parts in table case size 23x12x17" £33. **MARCONI TF934** (CT219) Deviation meter for 240v freq range 2.5 to 100Mc/s usable to 250Mc/s means dev in 3 ranges 75/25/5Kc with meter indication with book £55. **RADIAC SIMULATORS** hand held Rx unit tuned to 40.68Mc/s with meter indication uses crystal controlled superhet circ with O/P fed to 50 Ua meter reqs batteries 2xHP 7 & PP3 £8.50. **AUTO TRANS** 200/250v to 115v at 560 watts enclosed size 6 1/2x4x3" £14.50. **MARCONI TF144G** sig gens 85Kc to 25Mc/s in 8 bands O/P var 1Uv to 1 volt meter to read RF/Mod AM mod at 400C/S large bench unit tested with book £65. **POWER SIG GEN** for 240v RF O/P var 1.5 to 12Mc/s will give approx 20 watts RF O/P over range this can be varied over wide range, direc freq cal & metered O/P £55. **MORSE LAMPS** two part unit with 4" dia lamp & box unit with morse key & storage for batteries, req 12v with misc accs & bag £25. **ATTEN UNITS** Muirhead 600 ohm type var 0 to 110Db in 1/2 Db steps on 19" panel, size 8x6" £28.

Above prices include carr/postage & V.A.T  
Goods ex equipment unless stated new.

Allow 14 days for delivery

SAE with enquiry or 2 x17p stamps for List 35.

## A. H. SUPPLIES

122 Handsworth Road, SHEFFIELD S9 4AE  
Tel. (0742) 444278

## AMTRONICS (TONBRIDGE) G4SYZ THE AMATEUR RADIO SPECIALISTS IN KENT

Closed Mondays.  
9.5.30 Tues.-Sat.  
Fridays 6pm.

**30 FT LATTICE MAST** This is the latest product in our ever increasing range. Towers and mountings in stock (cash-n-carry) or delivered. Call in at the shop to inspect this quality tower or send SAE for full details.

#### GENERAL SPECIFICATIONS

WINCH (800lb)  
ROPES 5mm (1200lb) S.W.L.  
A STANDARD HEAD UNIT IS AVAILABLE ALTHOUGH ONLY REQUIRED IF ROTATOR IS BASE MOUNTED AS ALL 10m (30') TOWERS ARE FITTED WITH MOUNTING FACILITIES FOR 51mm (2" dia) STUB MAST AND DEPENDING UPON AERIAL CONFIGURATION CAN BE UP TO 4m (13') ALSO HEAD UNITS WILL TAKE A BEARING IF REQUIRED. FINISH MANUFACTURE TO B.S.1 STANDARDS. HOT DIP GALVANISED. FIXINGS FOR ANY ALTERNATIVE HEAD ATTACHMENTS e.g. CCTV CAMERA MOUNT OR LIGHTING PAD SIMPLY SLOT INTO TOP SECTION OF TOWER AND IS LOCKED WITH SINGLE BOLT. AS IS SAME WITH HEAD UNIT.

PRICES: Mast including winch/cables etc	£299.00
Rotor Head Unit	£25.50
Fixed base Mount (3 pieces)	£26.75
15" Stand off (2 pieces)	£44.75
12" Stand off (2 pieces)	£44.75
Post Mount	£30.00

#### NEW FROM MET ANTENNAS

70cm 5 Element 9.5 db gain 0.7m long Go anywhere antenna. Fantastic performance. End mounting, horizontal or vertical. Will fit in suitcase. **ONLY £16.95**

Also full range in stock.

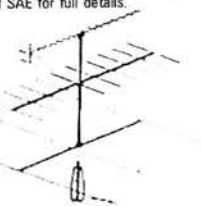
Full range of JAYBEAM antennas always available including Poles, Clamps, Cables + Connectors.

WELZ DIAMOND range mobile. Handheld VHF/UHF and HF antennas.

We are officially Appointed Dealers for the following:  
YAESU, DRAE, ICOM, AZDEN, KDK, DIAMOND, SARGANT, BNOS, FOK, FORTOP (ATV), DATONG, TONO, AMTRON, KITS, ADONIS, UNIDEN AMATEUR.

Postage extra. Please send large SAE for any information concerning this advert.

8 TOLLGATE BUILDINGS, HADLOW RD., TONBRIDGE. TEL: (0732) 361850







When replying to Classified Advertisements please ensure:

- That you have clearly stated your requirements.
- That you have enclosed the right remittance.
- That your name and address is written in block capitals, and
- That your letter is correctly addressed to the adviser.

This will assist advertisers in processing and despatching orders with the minimum of delay.

### Software

**MORSE READER PROGRAMMES.** Off air onto screen Programmes for BBC B Spectrum, ZX 81, Dragon, Amstrad 464, Commodore 64 and any Vic 20. Sinclair computers need no interface, others use simple one transistor (BC107) interface. Programmes self tracking 8/30 WPM. All connections to existing sockets. Cassette with full instructions and circuit, £6.00 J. E. PRICE, 4 Housman Walk, Offmore, Kidderminster

**"DIDI-DIDA"** New Morse Tutor for CBM64 is the best yet and its many features will improve your receiving and sending ability. Cassette £7.00 inc. Disc £9.00 MORAY MICRO COMPUTING, Enzie Slackhead, Buckie, Moray AB5 2BR.

**MORSE READING PROGS.** Work on clean signals without hardware interface. ZX81 1K Unexpanded Memory. Translated code with word and line spaces for easy reading. Automatic scroll action. £7 incl. Spectrum 16/48K. Scroll action with 10-page scrolling memory, instantly accessible page by page. £8 incl. All types variable speeds. Feed signal direct into Ear socket. PINEHURST DATA STUDIOS, 69 Pinehurst Park, West Moors, Wimborne, Dorset BH22 0BP.

**SPECTRUM 48K.** Station-Master, superb guide to BBC/ILR MW/FM Transmitters. Full details of all Transmitters within a given distance of any U.K. location, plus 'Radar Plot' showing distances and direction, aiding aerial orientation. Ideal present! £4. JOHN ALDRED, Truants, Aylesbeare, Exeter, Devon.

## SMALL ADS

The prepaid rate for classified advertisements is 38 pence per work (minimum 12 words), box number 60p extra. Semi-display setting £12.60 per single column centimetre (minimum 2.5 cms). All cheques, postal orders etc., to be made payable to Practical Wireless and crossed "Lloyds Bank Ltd". Treasury notes should always be sent registered post. Advertisements, together with remittance should be sent to the Classified Advertisement Dept., Practical Wireless, Room 2612, IPC Magazines Limited, King's Reach Tower, Stamford St, London. SE1 9LS. (Telephone 01-261 5785).

### NOTICE TO READERS

*Whilst prices of goods shown in advertisements are correct at the time of closing for press, readers are advised to check with the advertiser both prices and availability of goods before ordering from non-current issues of the magazine.*

### Receivers and Components

**RADIO CANADA,** Peking, Australia, Voice of America. A Vega 206 (6x SW/MW/LW) pulls these and dozens more. £23.95. Year's guarantee. Return despatch. CORRIGAN-RADIOWATCH, Building 109, Prestwick Airport, KA9 2RT.

**RESISTORS** 1,000 mixed 1/8W, 1/4W, 1/2W, 2%, 5%, 10%, C. Film £3.45 inc. P&P D. J. HOOKER, Romney Marsh Electronics, Pennywood, Clark Road, Greatstone, Romney Marsh Kent TN28 8PB.

**CRYSTALS** Made to order for any purpose and large stocks of standard frequencies for computers, modems, etc. Amateur CW (QRP) freqs £4.00 and CB conversion crystals at £4.50

**PROGRAMMABLE OSCILLATORS (PXO)** for baud rates, MPU, and freq markers £12.50.

**FILTERS** Crystal, monolithic, mechanical and ceramic for all standard IF's. Special 10.695MHz for big improvement to most CB rigs at £4.50 each.

S.A.E. FOR USTS. PRICES INCLUDE VAT AND POST

**P. R. GOLLEDGE ELECTRONICS**  
G3EDW, Merriott, Somerset, TA16 5NS  
Tel. 0460 73718

### Veteran & Vintage

**VINTAGE RADIOS** over 200 stocked. 1920-1950s. Valve radios-amps etc. Repaired/restored. RADIO VINTAGE, 250 Seabrook Road, Seabrook, Hythe, Kent. Phone anytime (0303) 30693.

### Educational

**COURSE FOR CITY & GUILDS,** Radio Amateurs Examination. Pass this important examination and obtain your licence, with an RRC Home Study Course. For details of this and other courses (GCE, Career and professional examinations, etc.) write or phone: THE RAPID RESULTS COLLEGE, Dept JX15, Tuition House, London, SW19 4DS. Tel. 01-947 7272 (9am-5pm) or use our 24hr Recordcall Service: 01-946 1102 quoting Dept JX15.

### Educational - Cont.

**RADIO ELECTRONICS.** Learn the basics with our easy to follow BASIKITS projects starting at £1.20. Send s.a.e. for details. STAPLE-CRAFT Staple Farmhouse, Staple, Canterbury, Kent CT3 1JX.

### Service Sheets

**BELL'S TELEVISION SERVICES** for service sheets on Radio TV, etc. £1.50 plus SAE. Service Manuals on Colour TV and Video Recorders, prices on request. SAE with enquiries to B.T.S., 190 Kings Road, Harrogate, N. Yorkshire, Tel. (0423) 25885.

### TECHNICAL INFO SERVICES

76 Church St - Larkhall - Lanarks

**FULL SIZE SERVICE SHEETS**  
Any radio, audio £2.50 + l.s.a.e.  
CTVs/MusC £3.50 + l.s.a.e. complete set

Worlds largest collection  
service manuals 30's - date  
from £4.50-£35 each.

Comprehensive T.V. Repair Course  
Complete Radio Service & Repair Course  
ONLY £9.50 EACH

Repair data/circuits almost  
any named TV/Video for £10 50

S.a.e. brings any quotation  
FREE 50p mag. inc. service sheet!  
Pricelists unique elect. publications

**FOR FAST QUOTES**  
**RING 0698 883334**

### ORDER FORM PLEASE WRITE IN BLOCK CAPITALS

Please insert the advertisement below in the next available issue of Practical Wireless for .....  
insertions. I enclose Cheque/P.O. for £ ..... CAT. heading  
(Cheques and Postal Orders should be crossed Lloyds Bank Ltd. and made payable to Practical Wireless)


NAME .....

ADDRESS .....

### PRACTICAL WIRELESS

Classified Advertisement Dept., Room 2612,  
King's Reach Tower, Stamford Street,  
London SE1 9LS Telephone 01-261 5785  
Rate 38p per word, minimum 12 words.  
Box No. 60p extra.

Company registered in England. Registered No. 53626. Registered Office: King's Reach Tower, Stamford Street, London SE1 9LS.

2/85

## For Sale

**BUYING OR SELLING?** Contact the used equipment centre for the best deal. 25 years of amateur radio experience, friendly advice, full no quibble guarantee on all equipment. Heard about our exchange plan, buy & try? Why not contact me, David Cole G3RCQ, Hornchurch 55733, evenings/week-ends or send s.a.e. for full details & current list of equipment. G3RCQ 65, Cecil Avenue, Hornchurch, Essex. Urgent day-time enquiries 01-594 3435.

**AMATEUR RADIO EQUIPMENT.** Bought, Sold, Exchanged. For the Best Deal, Guaranteed! Phone Dave, on 025 587 663 or 04024 57722 SAE for list to G4TNY ELECTRONICS, 132 Albany Road, Hornchurch, Essex RM12 4AQ

**NEW AND USED** Amateur Radio Equipment, supplied, bought and exchanged. Sae for list, CALBRESO LTD, 258 Fratton Road, Portsmouth, Hants. Telephone: 0705 735003.

**MANUALS BOUGHT/STOLD.** Quick service. S.A.F. MOORINGS, 41 Hylvaras Road, Playing Place, Truro TR6 2ST.

**PYE AM10/B** transceivers, untested, less crystals, few only, £5. E. Carr. Tel. Swindon 695351.

**AMATEUR RADIO EQUIPMENT** bought, sold, exchanged. Lists on request. R & S RADIO (G40WY), Weymouth 0305 786930

## Miscellaneous

### RTTY/MORSE RADIO SOFTWARE

**RTTY/MORSE READER** for 48K Spectrum. The ultimate FX Program, features include 45.5 Baud RTTY reception-full character set supported Morse reception-auto speed control (5-35 wpm) punctuation and word-space. Also includes 40 page text memory, and Copy facility for printer. No extra hardware required. Simple connection to radio via Computer EAR Socket. Price £6.00

**MORSE TX/RX** Program for 48K Spectrum. Allows full transceive operation, includes comprehensive morse tutor. No extra hardware required. Price £7.50

**MORSE RX** Program for 16K Spectrum and 1K ZX81 Spectrum version includes comprehensive morse tutor. Price £5.20

All above Programs 100% Machine Code

P. Anderson, Wellands, Pilton, Shepton Mallet, Somerset.

**QSL CARDS.** Gloss or tinted cards. SAE for samples to TWROG PRESS, Dept PW, Penlyton, Gellilydan, Blaenau Ffestiniog, Gwynedd.

**FREE!** Parcel of Components worth £10. Send only 80p postage. D. HORSLEY, 113 Clare Road, Braintree, Essex

**WAVEGUIDE, FLANGES & DISHES.** All standard sizes & Alloys (new material only) from stock. Special sizes to order. Call EARTH STATIONS 01-228 7876, 22 Howie Street, London SW11 4AR.

**SUPERB INSTRUMENT CASES** by BAZELLI, manufactured from PVC. Faced steel. Vast range. Competitive prices start at a low £1.50. Punching facilities at very competitive prices. Suppliers only to Industry and the Trade. BAZELLI, (Dept No. 25), St. Wilfrid's, Foundry Lane, Halton, Lancaster LA2 6LT.

**BURGLAR ALARM EQUIPMENT.** Ring Bradford (0274) 308920 for our catalogue or call at our large showrooms opposite Odsal Stadium.

### THE SCIENTIFIC WIRE COMPANY

811 Forest Road, London E17 Telephone 01-531 1568

#### ENAMELLED COPPER WIRE

SWG	1 lb	8 oz	4 oz	2 oz
8 to 34	3.63	2.09	1.10	0.88
35 to 39	3.82	2.31	1.27	0.93
40 to 43	6.00	3.20	2.25	1.61
44 to 47	8.67	5.80	3.49	2.75
48	15.96	9.58	6.38	3.69

#### SILVER PLATED COPPER WIRE

14 to 30	9.09	5.20	2.93	1.97
----------	------	------	------	------

#### TINNED COPPER WIRE

14 to 30	3.97	2.41	1.39	0.94
----------	------	------	------	------

Fluxcore Solder 5.90 3.25 1.82 0.94

Prices include P&P VAT. Orders under £2 add 20p. SAE for list of copper and resistance wire. Dealer enquiries welcome.

## Aerials

### 8 TRAP DI-POLES

Data Sheets, Large 24p  
SAE Aerial Guide 75p

**G2DYM, UPLOWMAN,  
TIVERTON, DEVON**

Callers Welcome by Appointment ONLY Tel: 03986 215

**G2VF D.J.V.** H.F. long and medium wave frame antennas. S.A.E. for details F RYLANDS, 39 Parkside Avenue, Millbrook, Southampton.

**VHF AERIALS**, new designs, 28-170MHz OIRT/TV, amateur 28-144, UOSAT, AB/MB, etc. Folder s.a.e. AERIAL-TECH, 33 Cherville Street, Romsey, Hants SO5 8FB.

**MET  
ANTENNAS**

### MET POWER SPLITTERS PRICES

70cm 2 way £19.55.

4 way £23.00

2 Metre 2 way £25.50.

4 way £28.75.

All 'N' Type Termination

Now available from MET stockists Nationwide or direct.

SEE MAIN ADVERTISEMENT PAGE 61

### MORSE CODE PREPARATION

Cassette A: 1-12 wpm for amateur

Cassette B: 12-25 wpm for professional examination

preparation. Each cassette is type C90

Price of each cassette (including booklets) £4.75.

Morse key with separate battery (PP3) - driven solid state

oscillator and sound transducer produces clear tone for

sending practice. Price of key with electronic unit £7.75.

Prices include postage etc Europe only.

**MH ELECTRONICS (Dept PW)**

12 Longshore Way, Milton, Portsmouth PO4 8LS.

**SPECIAL OFFERS** - Multi Voltage Mains Adaptor 300ma £3.10 Multitester HMI02BZ, 20Kohm per volt £13.50. Universal Ni Cad Battery Charger t6 95 P&P 40p. Thousands of components in stock. Phone or write for price list. SPECTRUM RADIO & ELECTRONICS LTD, 36 Slater Street, Liverpool L1 4BX 051-709 4628

**HEATHKIT**, U.K. Spares and Service Centre. CEDAR ELECTRONICS, Unit 12, Station Drive, Bredon, Tewkesbury, Glos. Tel (0684) 73127

### PRACTICAL WIRELESS PCB's 1.5mm G.F.

#### ALL TO PRACTICAL WIRELESS SUPPLIED MASTERS

Oct 84 FRG7 WR190 £1.81 Bug Key WR192A/B-89 £9.53 pair

Nov 84 FRG7 WR194 £2.61 TEME WR196 £3.56

Dec 84 Dart WR246 £1.62 TEME WA001 £2.71

Jan 85 TEME WA002 £4.42

Industrial and Commercial users please send details for quote

VAT included. Postage 35p UK. 70p Europe

Please send SAE for complete list

#### PROTO DESIGN

14 Downham Road, Ramsden Heath,

Billerica, Essex CM11 1PU. Tel. 0268-710722.

## Buying or Selling?

**a classified ad. could  
solve your problem for  
very little cost.**

**For information**

**ring 01-261 5785  
TODAY.**

**It's easy  
to complain  
about  
advertisements.  
But which  
ones?**

Every week millions of advertisements appear in print on posters or in the cinema.

Most of them comply with the rules contained in the British Code of Advertising Practice.

But some of them break the rules and warrant your complaints.

If you're not sure about which ones they are, however, drop us a line and we'll send you an abridged copy of the Advertising Code.

Then, if an advertisement bothers you, you'll be justified in bothering us.

**The Advertising  
Standards Authority.  
If an advertisement  
is wrong,  
we're here to put it right.**

ASA Ltd, Dept 2 Brook House,  
Torrington Place,  
London WC1E 7HN

This space is donated in the interests of high standards of advertising.



# RAEDEK ELECTRONICS

102 PRIORY ROAD, SCRIBERS LANE, HALL GREEN, BIRMINGHAM B28 0TB

TEL: 021-474 6000

TELEX: 311033 CHACOM/G Attn: CROSAL

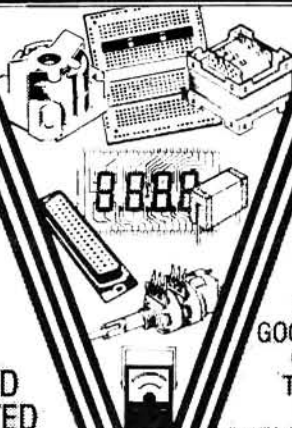


R.F. POWER TRANSISTORS - Many other types available										VALVES - National, Varian, Mullard, RCA, ITT . . .											
2N3375	11.30	2SC1011	5.36	2SC1945	2.61	MRF221	12.05	MRF517	3.50	SD1143	9.45	DA42	17.50	EL34	3.50	5 500A	22.00	6BD5	1.60	6GJ7	1.85
2N3553	2.00	2SC1070	1.15	2SC1946	19.75	MRF229	3.50	MRF620	18.00	SD1143.1	10.00	E80CC	14.00	EL36	2.30	5AR4	2.50	6BR8A	1.90	6GK5	1.95
2N3632	12.50	2SC1096L	0.90	2SC1946A	16.50	MRF231	12.36	MRF644	25.70	SD1144.1	2.50	E80F	13.10	EL38	4.95	5A54A	2.50	6BX6	2.75	6GV8	3.00
2N3733	13.20	2SC1096M	0.90	2SC1947	9.88	MRF232	13.50	MRF646	26.10	SD1158	7.95	E80L	12.95	EL81	11.30	5B25AM	24.00	6BZ6	2.50	6GV8	3.00
2N3866	1.20	2SC1117	1.50	2SC1955	10.00	MRF233	16.00	MRF648	30.00	SD1160	9.00	E80CC	12.95	EL82	3.20	5D22	76.00	6CA7	3.50	6H6	3.05
2N3927	11.82	2SC1121	24.00	2SC1967	1.00	MRF237	3.10	MRF846	46.00	SD1202	7.50	E88CC	9.25	EL84	2.95	5CX1500A	535.00	6CA4	1.65	6H6	3.00
2N4416	0.75	2SC1122	18.00	2SC1968	17.50	MRF238	12.60	MRF901	2.75	SD1212-4	6.00	E89F	9.25	EL86	2.80	5D22	76.00	6CA7	3.50	6HA6	3.05
2N4427	1.20	2SC1162B	0.90	2SC1968A	22.00	MRF239	20.00	MRF904	2.95	SD1217	8.70	E90CC	8.50	EL91	9.10	5R4	6.00	6CB8A	1.90	6HB6	3.05
2N5080	13.80	2SC1165	6.95	2SC1969	3.50	MRF240	11.00	MRF904	2.95	SD1218	11.00	E92CC	6.50	EL93	7.95	5R4GYA/B	17.90	6CG7	2.25	6HF5	3.85
2N5109	4.80	2SC1169	14.00	2SC1970	1.50	MRF243	35.00	MRF917	22.50	SD1219	18.00	E180F	8.50	EL503	39.00	5SR6	6.00	6CH6	9.95	6H5	1.95
2N5160	4.80	2SC1176	9.43	2SC1971	4.00	MRF245	30.00	MRF917	43.00	SD1219-4	18.00	E180CC	7.50	EL505	6.00	5U4GB	2.50	6CJ3	2.30	6H6	3.00
2N5190	1.50	2SC1177	9.43	2SC1972	11.00	MRF247	30.10	MRF917	43.00	SD1220-1	9.50	E5070	27.50	EL519	6.75	5UP1	40.00	6CJ5	10.95	6H5	1.95
2N5589	0.50	2SC1178	18.00	2SC1978	7.50	MRF260	5.50	MRF904	2.95	SD1222-5	11.00	E891	1.95	EL603	9.95	5Z4GT	1.90	6CL5	3.30	6J5	3.15
2N5591	8.90	2SC1213A	0.40	2SC2026	0.75	MRF309	42.00	SD1006	2.10	SD1222-STUD		EBC91	1.30	EL803S	9.95	5Z4GT	1.90	6CL5	3.30	6J5	3.15
2N5643	13.00	2SC1213C	0.40	2SC2053	0.80	MRF316	55.00	SD1012.3	10.00	SD1224-2	13.00	EBC99	1.50	EL821	9.95	6AH6	3.50	6CM5	2.20	6J5GT	2.95
2N5913	2.50	2SC1239	1.42	2SC2097	36.00	MRF317	73.00	SD1012-4	10.50	SD1229-F1	10.95	ECC32	2.50	EN32	16.25	6AK5	2.75	6CJ6	2.20	6J6A	3.00
2N5945	10.90	2SC1241	15.00	2SC2099	15.00	MRF321	35.00	SD1013	10.00	SD1229-STUD		ECC32	12.10	EN31	2.80	6AK5W	1.95	6CJ6	2.20	6J6A	3.00
2N5946	15.63	2SC1251	10.00	2SC2100	24.00	MRF323	35.00	SD1014-6	10.50	SD1244-6	12.75	ECC32	3.70	EN32	3.00	6AK6	1.95	6CJ6	2.20	6J6A	3.00
2N6080	6.00	2SC1260	1.11	2SC2103	18.00	MRF326	63.00	SD1015	17.50	SD1244-6	12.75	ECC81	1.60	E235	1.85	6AL5	1.95	6CJ5	3.80	6J6A	3.00
2N6081	8.75	2SC1303	5.00	2SC2105	15.00	MRF327	70.00	SD1016-6	13.00	SD1256	6.55	ECC32	1.60	E241	2.45	6AL5W	1.80	6CJ6	2.20	6J6A	3.00
2N6082	9.00	2SC1306	1.00	2SC2116	1.60	MRF329	58.06	SD1019	23.10	SD1262	15.00	ECC32	1.60	E241	2.45	6AL5W	1.80	6CJ6	2.20	6J6A	3.00
2N6083	12.00	2SC1307	1.50	2SC2118	9.00	MRF412	18.51	SD1019-5	23.10	SD1262	15.00	ECC32	1.60	E241	2.45	6AL5W	1.80	6CJ6	2.20	6J6A	3.00
2N6084	12.20	2SC1311	0.40	2SC2221	1.50	MRF421	36.85	SD1020	1.50	SD1272	10.95	ECC88	2.00	E290	2.00	6AN8A	2.70	6D6E	2.30	6JH8	6.25
2N6084	8.00	2SC1311E	0.32	2SC2233	0.90	MRF422	42.00	SD1074	16.10	SD1272-2	10.95	ECC91	3.00	PLC805	1.85	6AU5A	1.95	6D8J	1.50	6JH8	6.25
2N6095	8.50	2SC1314	25.00	2SC2237	16.00	MRF426	23.00	SD1076	18.50	SD1278	13.75	ECC189	2.10	PLC89	1.85	6AU5W	1.95	6D8J	2.00	6J5CS	3.95
2N6255	3.45	2SC1318	0.40	2SC2281	13.00	MRF427A	21.00	SD1077	1.60	SD1278-1	13.75	ECC189	2.10	PLC89	1.85	6AU5W	1.95	6D8J	2.00	6J5CS	3.95
2SC730	2.70	2SC1368B	1.00	2SC2283	9.00	MRF428	57.00	SD1078	26.50	SD1285	12.75	ECC86	2.50	QVQ02-6	19.50	5AR5	12.90	6D51	2.30	12A16	1.60
2SC731	3.95	2SC1368B	0.50	2SC2287	11.00	MRF428A	21.00	SD1080	1.55	SD1300	1.25	ECCP81	1.85	QVQ03-10	5.00	5AG5	5.00	80WB4	2.30	12A17	1.70
2SC732	0.25	2SC1424	1.35	2SC2289	12.50	MRF433	16.21	SD1080-6	7.50	SD1303	2.50	ECC32	2.50	QVQ07-10	15.00	5AG5T	7.20	6E5	4.00	12A18	2.00
2SC741	2.50	2SC1509	6.00	2SC2290	27.50	MRF439A	14.95	SD1080-7	7.50	SD1316	2.10	ECC32	2.50	QVQ03-10	15.00	5AG5T	7.20	6E5	4.00	12A18	2.00
2SC821	6.60	2SC1546	0.45	2SC2347	0.30	MRF450	11.90	SD1088	26.00	SD1317	8.00	ECC32	2.50	QVQ03-10	15.00	5AG5T	7.20	6E5	4.00	12A18	2.00
2SC828	0.30	2SC1568	0.45	2SC2363	2.00	MRF453	14.00	SD1089	28.50	SD1405	21.00	ECC86	2.50	QVQ03-10	15.00	5AG5T	7.20	6E5	4.00	12A18	2.00
2SC828B	0.25	2SC1589	5.00	2SC2370A	18.00	MRF453A	14.00	SD1089	40.10	SD1407	27.50	ECC86	2.50	QVQ03-10	15.00	5AG5T	7.20	6E5	4.00	12A18	2.00
2SC890	8.50	2SC1622	0.33	2SC2379	15.00	MRF454	21.00	SD1115-2	7.50	SD1407MP	55.00	ECC86	2.50	QVQ03-10	15.00	5AG5T	7.20	6E5	4.00	12A18	2.00
2SC891	18.00	2SC1623	0.30	2SC2395	15.00	MRF454A	21.00	SD1115-7	2.10	SD1410	21.06	ECC86	2.50	QVQ03-10	15.00	5AG5T	7.20	6E5	4.00	12A18	2.00
2SC900	0.87	2SC1688	19.80	2SC2407	1.00	MRF455	15.00	SD1127	2.50	SD1410-1	21.00	ECC86	2.50	QVQ03-10	15.00	5AG5T	7.20	6E5	4.00	12A18	2.00
2SC900F	0.87	2SC1678	0.25	2SC2420	18.00	MRF455A	21.00	SD1131	3.25	SD1410	21.00	ECC86	2.50	QVQ03-10	15.00	5AG5T	7.20	6E5	4.00	12A18	2.00
2SC908	4.50	2SC1675	0.70	2SC2484	16.00	MRF458	19.95	SD1133	9.50	SD1412	36.00	ECC86	2.50	QVQ03-10	15.00	5AG5T	7.20	6E5	4.00	12A18	2.00
2SC911A	18.00	2SC1678	1.25	2SC2509	6.00	MRF466	24.50	SD1133-1	10.00	SD1412.3	24.00	ECC86	2.50	QVQ03-10	15.00	5AG5T	7.20	6E5	4.00	12A18	2.00
2SC945	0.21	2SC1729	18.00	2SC2531	1.30	MRF472	4.40	SD1134-1	2.50	SD1413	18.00	ECC86	2.50	QVQ03-10	15.00	5AG5T	7.20	6E5	4.00	12A18	2.00
2SC945H	0.21	2SC1730	0.25	2SC2538	1.10	MRF475	12.50	SD1134-2	10.00	SD1414	36.00	ECC86	2.50	QVQ03-10	15.00	5AG5T	7.20	6E5	4.00	12A18	2.00
2SC952	0.60	2SC1740Q	0.70	2SC2539	15.00	MRF476	7.25	SD1134-8	10.00	SD1416	33.00	ECC86	2.50	QVQ03-10	15.00	5AG5T	7.20	6E5	4.00	12A18	2.00
2SC982	0.30	2SC1765	7.75	2SC2540	24.95	MRF477	12.50	SD1134-STUD	7.10	SD1418	30.00	ECC86	2.50	QVQ03-10	15.00	5AG5T	7.20	6E5	4.00	12A18	2.00
2SC994	2.50	2SC1815Y	0.28	2SC2545E	0.29	MRF492	27.50	SD1135	10.25	SD1421	36.00	ECC86	2.50	QVQ03-10	15.00	5AG5T	7.20	6E5	4.00	12A18	2.00
2SC998	4.17	2SC1906	0.33	MRF206	12.00	MRF497	18.50	SD1135-3	12.00	SD1428	24.00	ECC86	2.50	QVQ03-10	15.00	5AG5T	7.20	6E5	4.00	12A18	2.00
2SC1001	9.90	2SC1907	0.30	MRF212	12.00	MRF515	2.60	SD1136	11.70	SD1429	15.90	ECC86	2.50	QVQ03-10	15.00	5AG5T	7.20	6E5	4.00	12A18	2.00

TERMS: C.O.V. POSTAGE/PACKING: Add £1 to order under £50 value. VAT: All prices are excluding VAT please add 15% to order and postage. GUARANTEE: All goods are of current production and sold with the manufacturer's warranty. ENQUIRIES: Are welcomed for other types/brands of valves. Please send SAE. Normally stock items are shipped by return post.

## FOR QUALITY COMPONENTS BY MAIL ORDER

# ELECTROVALUE



**FREE**  
44 PAGE  
PRICED AND  
ILLUSTRATED  
CATALOGUE  
ON REQUEST

**FREE POSTAGE**  
GOOD DISCOUNTS  
GOOD SERVICE  
THOUSANDS OF  
STOCK ITEMS  
PHONE YOUR ORDER  
ACCESS OR  
BARCLAYCARD

ELECTROVALUE LTD 28 St Jude's Road, Englefield Green, Egham  
Surrey TW20 0HB Phone Egham (0784) 33603 Telex 264475  
North Branch, 680 Burnage Lane, Manchester M19 1NA  
Phone 061 432 4945  
Please mention this publication when replying



## CHOICE OF PROFESSIONALS COMPACT LATTICE TOWERS and SLIMLINE TUBULAR MASTS

TELESCOPIC—TILT/ROT FIXED—MOBILE FROM 6m UP TO 36m

Suitable for a wide range of civil and military applications such as:

RADIO COMMUNICATION  
SURVEILLANCE & CCTV  
METEOROLOGICAL MONITORING  
AMATEUR RADIO  
AERO & MARINE NAV AIDS  
FLOODLIGHTING, ETC.

Purpose designed using 4.5m and 3m section modules for low retracted heights and cost effective shipment. Engineered to B.S.I. Standards and hot dip galvanized to BS729 for protection. Wind loads are based on B.S.C.P.3. Chap V. PT2, 1972 for wind speeds up to 100 mph/160 kph.

RELIABILITY QUALITY KNOW HOW

WE DESIGN, WE MAKE, WE SELL DIRECT

PRICES RANGE FROM £253.00 incl. VAT. & UK DELIVERY SAE FOR MORE DETAILS, PLEASE




**Allweld Engineering**  
Factory 6, 232 Selsdon Road,  
South Croydon, Surrey, CR2 6PL, G.B.  
Tel: 01-680 2995 (24 hr) 01-681 6734.



# S.E.M.

UNION MILLS, ISLE OF MAN  
Tel: MAROWN (0624) 851277



SEMFACT 12 MULTIFILTER owners say that it is the BEST audio filter available.

## NEW RANGE

### SENTINEL 2M LINEAR POWER/PRE-AMPLIFIERS

Feature either POWER AMP alone or PRE AMP alone or both POWER AND PRE AMP or STRAIGHT THROU when OFF. Plus a gain control on the PRE AMP from 0 to 20dB. N.F. around 1dB with a neutralised strip line BF981.

Ultra LINEAR for all modes and R.F. or P.T.T. switched. 13.8V. SO239s.

Five Models. Ex. Stock

3/38. 12 times power gain, e.g. 3W in, 36W out. £70

1/38. 36 times gain, 1W in, 36W out. £80.

10/50. 10W in, 50W out. £86.

10/100. 10 to 100W £135.

1/100. 1 to 100W. £148.

POWER SUPPLIES for our linears 6 amp £34. 12 amp £49.

SENTINEL AUTO 2 METRE or 4 METRE PRE-AMPLIFIER (R.F. Switched) 1dB N.F. and 20dB gain, (gain control adjusts down to unity) 400W P.E.P. power rating. Use on any mode. 12V 25mA. Sizes: 1½" x 2½" x 4". £29.50\* Ex stock.

PA5 Same specification as the Auto including 240V P.S.U. £33.00\* Ex stock.

SENTINEL 2 METRE PRE-AMPLIFIER. No R.F. switch. £15.00\* Ex stock.

S.E.M. AUDIO MULTIFILTER (A very good filter at a very good price).

The most versatile filter available. Gives "passband" tuning, "variable selectivity" and one or two notches. Switched Hi pass, Lo-pass, peak or notch. Selectivity from 2.5KHz to 20Hz. Tunable from 2.5KHz to 250Hz. PLUS another notch available in any of the four switch positions which covers 10KHz to 100Hz 12V supply. Sizes: 6" x 2½" front panel, 3½" deep, all for only £65.00 Ex stock.

SENTINEL AUTO H.F. WIDEBAND PRE-AMPLIFIER 2-40MHz, 15dB gain Straight through when OFF, 9-12V. 2½" x 1½" x 3". 200W. £19.55\* Ex stock.

SENTINEL STANDARD H.F. PRE-AMP. No R.F. switching. £12.62\* Ex stock.

12 MONTHS COMPLETE GUARANTEE INCLUDING ALL TRANSISTORS.

Prices include VAT and delivery, C.W.O. or phone your credit card number for same day service  
\*Means Beeline Lee sockets, add £1.90 for SO239s or BNC sockets Ring or write for more information. Place orders or request information on our Ansaphone at cheap rate times.

Goods normally by return

S.E.M. TRANZMATCH. The most VERSATILE Aerial Matching (Tuning) Unit available. Matches 15-5,000 ohms BALANCED or UNBALANCED feeders up to 1 KW. Air coupled BALUN (no toroids) means no connection to equipment, which can cure TVI both ways. An SO239 and screw terminals for CO-AX, END FED or TWIN FEEDERS. Size 8½" x 4" x 7½". 3.5-30MHz £80. 1.8 30MHz £90. The highly acclaimed EZITUNE built in (see below) £29.50 extra. 90% we sell have the EZITUNE option. All Ex-stock.

NEW S.E.M. WAVEMETER. Have you read your licence? Have you got a wavemeter? Produced following so many requests. 1.5-30MHz in 3 switched bands with a very nice meter. Only £29.50.

S.E.M. IMABIC KEYS. No better fully auto keys anywhere. Uses Curtis chip R.F. proof. Sidetone etc. £38. A first class twin paddle key £17.50 Ex stock.

BRAID BREAKER/HI PASS FILTER. Stop TVI at TV. £6.50 Ex stock.

RF NOISE BRIDGE. Adjustable 0-infinity ohms, 3" x 1½" x 2" only. SO239s, 1-170MHz. Neat, accurate & economical. £34.50 Ex Stock.

3 WAY ANTENNA SWITCH 1Kw SO239s Good to 2 metres. £17.50 Ex stock. Or 4th position to earth output £19.80 Ex stock.

S.E.M. 2 METRE TRANZMATCH. 5½" x 2", 3" deep. SO239s. £24.90 Ex stock.

S.E.M. EZITUNE. New circuit. Gives MORE noise & bomb proof operation.

Because no similar unit is made, it's usefulness is not appreciated until you have used one. Eliminates need for S.W.R. bridge

Clean up the bands, increase your P.A. life by many times, by tuning up without transmitting.

Connects in aerial lead, produces S9 + (1 - 170MHz) noise in receiver. Adjust A.T.U. or aerial for minimum noise. You have now put an exact 50 Ohms into your transceiver. Fully protected, you can transmit through it, save your P.A. and stop QRM. SO239s 3" x 1½" x 2". £34.50 Ex stock. P.c.b. + fixing + instructions to fit in TRANZMATCH or any ATU £29.50 Ex Stock.

## INDEX TO ADVERTISERS

A.H. Supplies.....	67
Allweld Engineering.....	8, 70
Amateur Radio Exchange .....	9
Amcomm Services.....	14, 56
Amtronics .....	67
Barrie Electronics .....	13
Bi-Pak.....	11
Birkett, J. ....	72
Blackstar .....	61
B.N.O.S. ....	13
Bredhurst .....	61
British National Radio & Electronics School.....	12
Cambridge Kits.....	56
Colomor Electronics.....	72
Datong Electronics .....	13
Dressler (U.K.) Ltd .....	55
Electrovalue .....	70
Garex Electronics .....	66
G2DYM Aerials.....	69
Greenweld.....	12
G.T. Technical Services .....	68
G3RCQ Electronics .....	8
Golledge Electronics .....	68
Howes, C.M. Comms.....	67
Lecmar Electronics.....	56
Lee Electronics .....	29
Lowe Electronics .....	2, 3

Maplin Supplies .....	Cover 4
M.E.T. Antennas .....	61
M.H. Electronics .....	69
Microwave Modules .....	Cover 3
P. Anderson.....	69
Photo Acoustics .....	19
Proto Design.....	69
Radio Shack.....	10
Radio Society of Great Britain .....	12
Raedeck Electronics .....	70
Random Electronics .....	72
R.F. Devices .....	72
R.S.T. Valve .....	66
Scientific Wire Co. ....	69
S.E.M. ....	71
Skybridge Ltd. ....	8
Skywave Software .....	10
South Midlands Communications .....	4, 5
South-West Aerials .....	56
Spectrum Communications .....	72
Stephens-James Ltd. ....	10
Thanet Electronics.....	6, 7, 61
Timestep Electronics.....	25
Technical Software .....	72
Ward & Co., Reg .....	Cover 2
Weirhead Ltd. ....	72
Wood & Douglas .....	66

**RF****R.F. LINEAR AMPLIFIERS**

	D.C. Supply	Power In	Power Out	Preamp Incl.	Kit	Ready Built & Tested
2 METRES	13.8v	2.5w	25w	No	£29.95	£39.95
	13.8v	10w	50w	yes	£29.95	£43.95
	13.8v	2.5w	50w	Yes	£44.95	£57.95
	13.8v	2.5w	100w	Yes	£89.95	£109.50
	13.8v	10w	100w	Yes	£77.50	£96.50
	13.8v	25w	100w	Yes	£65.85	£84.95
	28v	10w	50w	Yes	£28.95	£42.95
	28v	10w	80w	Yes	£68.50	£82.95
	28v	10w	150w	Yes	£138.50	£158.50
	13.8v	1w	10w	No	£29.95	£42.50
70 cms	13.8v	1w	40w	No	£74.50	£86.50
	13.8v	10w	40w	No	£59.50	£69.50
	13.8v	10w	80w	No	£89.95	£94.50

Kits include pre-drilled case/heatsink and all parts except RF Input/Output connectors. Pre-amp gain -22dB, Noise Factor - <1.5dB, Auto Switching changeover.

POWER TARRAN 13.8v 5-7 amp Regulated P.S.U. £19.95

SUPPLIES RFD 13.8v 20 amp Regulated P.S.U. £56.50, Built £79.80

NEW - Interested in A.T.V.? Why not run 80 watts, 40 watts or 10 watts Peak Sync. Power with our combined P.A./modulator?

Terms: Post & Packing £1.20 (p.s.u. £4.50). Please allow 28 days for delivery

S.A.E. for further information to: **R.F. DEVICES**

49 Roxholme Terrace, Leeds LS7 4JH. Telephone (0532) 623125

**S SPECTRUM COMMUNICATIONS**

**CB TO 10 METRE CONVERSIONS.** Most legal FM rigs can be converted to 10 Metre FM, Rotel, York, Midland, Marconi, Commtron, Colt 295, Cobra 21X, Radiomobile, Murphy, Binatone, Harvard, Amstrad, DNT, LCL, JWR, ICOM and many more, send your rig and **£27.50 inclusive P&P.**

**MULTIMODE CB CONVERSIONS.** 3 band rigs to give 28-29.84 MHz in 10kHz steps, Colt 1200BX, Cobra 148, Hy Gain S, Jumbo, Major M360, Super Star 360, Tristar 747, Tristar 777, etc. **£50 inclusive P&P.**

**TRANSCEIVE CONVERTERS.** 2 metres, or 4 metres, or 6 metres from a 10 metre transceiver, TRC2-10, TRC4-10, TRC6 10. PCB kit **£39.** Boxed Kit **£53.** Built **£83.**

**TRANSMIT AMPLIFIERS.** 2, 4 or 6 metres, O.S.W. input suits transmit converters, 20W output, unswitched, types TA2U2, TA4U2, TA6U2. PCB Kit **£27.25.** PCB built **£36.25.**

**VAT & POSTAGE INCLUSIVE PRICES**

Delivery within 14 days subject to availability. 24hr answering service.

Plus the usual range of kits & modules. Send SAE for list.



UNIT B6, MARABOUT INDUSTRIAL ESTATE,  
DORCHESTER, DORSET. TEL 0305 62250

**ANTENNES TONNA (F9FT)**

<b>50MHz</b>		1296MHz OR 1269MHz OSCAR UPLINK	
5 element	£34.30(a)	23 element	£25.90(b)
<b>144MHz</b>		4x23 element - power splitter	£140.00(a)
4 element	£14.95(a)	- stacking frame	
5 element crossed	£26.30(a)	ALSO AVAILABLE FOR 1250MHz	
9* element fixed	£17.71(a)	*decoats available for 50Ω or 75Ω	
9* element portable	£20.00(a)	all others 50Ω ONLY.	
9* element crossed	£32.43(a)	<b>PORTABLE ALUMINIUM TELESCOPIC MASTS</b>	
13 element portable	£31.05(a)	4x1m £20.70(a) 3x2m £24.15(a)	
17* element fixed	£37.66(a)	4x2m £36.66(a)	
<b>435MHz</b>		<b>GALVANISED STEEL TELESCOPIC MASTS</b>	
9 element	£16.10(a)	2x3m £30.48(a) 3x3m £54.77(a)	
19* element	£20.70(a)	4x3m £88.41(a) 5x3m £119.60(a)	
19* element crossed	£34.27(a)	<b>STACKING FRAME KITS FOR 4 ANTENNAS</b>	
21* element 432MHz	£29.67(a)	<b>POWER SPLITTERS FOR 2 AND 4 ANTENNAS</b>	
21* element ATV		<b>ANDREW LDF4-50 HELIAX COAXIAL CABLE</b>	
<b>144/435MHz</b>		<b>ROTATORS - COAXIAL CABLE-CONNECTORS</b>	
9 & 19 element Oscar	£34.27(a)		

PLEASE ADD CARRIAGE AS SHOWN (a) £4.00. (b) £1.95. ALL PRICES INCLUDE VAT AT 15% Cash with order, ACCESS VISA - Just telephone your card number for immediate despatch.

FOR FULL SPECIFICATIONS SEND 40p FOR CATALOGUE

Callers welcome, but by telephone appointment only please. Goods by return.

**RANDAM ELECTRONICS (P)**

12 Conduit Road, Abingdon, Oxon OX14 1DB. Tel: (0235) 23080 (24 hours)

Call or phone for a  
most courteous quotation  
**01-749 3934**

**ALL VALVES & TRANSISTORS**

We are one of the largest  
stockists of valves etc. in the U.K.

Open Monday to Friday 9-1 pm, 2.00-5.30 pm.

**TRADE & EXPORT 01-743 0899**

Delivery by return of post

**COLOMOR ELECTRONICS LTD.** (01-907 3530 LONDON)  
170 GOLDHAWK ROAD, LONDON W12

**PLEASE  
MENTION  
PRACTICAL  
WIRELESS  
WHEN REPLYING TO  
ADVERTISEMENTS**

**SPECIAL PRICES ON SURPLUS EQUIPMENT**

Racal RA17 receivers, high grade communications receivers, 500kHz/30MHz in 30 effective bands from **£195.00**. Eddystone receiver 730/4, 500kHz/30MHz in 5 bands **£145.00**. All in excellent condition. Carriage **£15.00**. Sanyo RP8880 9 bands portable communications receivers **£125.00**. Pye Westminster W15 low band AM **£30.00**, p&p £2.50. 27ft telescopic mast with guys, insulator etc £25.00 collected. High Impedance headphones with book mic, new **£7.50**. Avo valve testers **£35.00**, p&p £4.00. New 28 range digital multimeters **£40.25**. PCR receivers, LW/MW/SW, untested less PSU **£20.00**, p&p £5.00. 10ft whip aerials **£4.00**, p&p £1.50. Creed teleprinters **£25.00**. Various single and double beam oscilloscopes, signal generators, valve testers, output meters etc always in stock. Surplus circuit book containing circuits and notes on many surplus receivers, transceivers etc **£7.50**. Send 50p for illustrated catalogue, includes £1 voucher. Over 500 sets in stock. Avo's amateur rigs wanted for cash. New shop open at 218 St Albans Rd. Come and see the bargains!

**WEIRMEAD LTD, 218 St Albans Road, Watford, Herts. 0923 49456**  
Access/Visa Welcome Goods in stock, delivery 7 days

**RTTY and CW TRANSCEIVE with NO TERMINAL UNIT**

This fantastic program interfaces direct with your rig, slashing the cost of previous systems. Split screen, type ahead, all the usual features and more. Tape and kit for the very simple interface for only £17.50. Connectors and ready-made interfaces available. For CBM64 and VIC20 (+ at least 8k) BBC B coming soon. CW-only version for SPECTRUM £10.

And four superb programs for CBM64, VIC20, BBC-B, SPECTRUM  
**LOCATOR** QTH or Maidenhead locator or lat/long. Distances, headings, contest points, converts between locator and lat/long. Tape £6.

**LOGBOOK** Date, band, mode, call and remarks. Superfast callsign search. Easy, fast updating of files. Screen/printer output. Tape £6.

**MORSE TUTOR** Britain's best. Learn fast in easy stages from absolute beginner to over 40 wpm. Join the hundreds who have succeeded with this program. Tape and full learning guide £6. For ZX81-16k also

**RAE MATHS** All the practice and testing you need. Tape and comprehensive reference sheet detailing all you need to know £8. VIC20 needs expansion (any). For ZX81-16k also. Don't let maths make you fail. PASS with this program.

All programs are very easy to use and come with full instructions.  
Prices include p&p 1st Class by return. Add £1 per tape if outside UK or Ireland.

**technical software (PW)**

Fron, Upper Llandwrog, Caernarfon, Gwynedd LL54 7RF. Tel 0286 881886

**J. BIRKETT**

25 THE STRAIT,  
LINCOLN LN2 1JF. TEL 20767

50 BC107-8-9 ASSORTED TRANSISTORS UNTESTED FOR 60p.  
VARIABLE CAPACITORS AIR SPACED 310+310+310PF @ £1.95  
RF POWER TRANSISTORS 2N3856 @ 75p, 8LY34 @ 75p.  
ITT CRYSTAL FILTERS 10.7MHz BW ± 6KHz @ £5.  
VHF FETS SILICONEX J304 @ 6 for £1, J230 @ 5 for 60p.  
400 PIV 1 AMP TRIACS @ 6 for £1.  
10PF AIRSPACED VARIABLE CAPACITOR DIRECT DRIVE @ £1.30.  
TAPE RECORDER MECHANICAL COUNTERS @ 3 for £1.  
50 ASSORTED CERAMIC AND PHENOLIC COIL FORMERS @ £3.65.  
JACKSON DIELECTRIC VARIABLES CAPACITORS 100PF @ £1.15.  
CERAMIC TRIMMERS 2.5 to 6PF, 3 to 10PF, 4 to 20PF, 7 to 35PF, 10 to 40PF, 10 to 60PF all 15p each.  
2GHZ STRIPLINE TRANSISTORS NPN at 3 for £1.15  
1GHZ DIODES CV165 @ 50p, CV5022 @ 50p, 3GHZ DIODES CV291 @ 50p, CV 364 @ 50p.  
MULLARD FILTERS LP1175 470KHz @ 95p, 455KHz type @ 50p.  
WIRE END ELECTROLYTICS 100V W 100U.F., 150U.F. 25VW, 330UF 25VW, 6.8UF 25VW REVERSIBLE ALL AT 6 for 50p.  
AERIAL SWITCHING LOW PROFILE SPCO 12 VOLT RELAYS 60p  
SMALL DISC CERAMICS 0.1 UF 50VW @ 5p each.  
X BAND GUNN DIODES WITH DATA AT £1.65  
X BAND VARI-CAP DIODES 2PF or 4 PF @ £1.65.  
X BAND DETECTOR DIODES CS98R @ 50p, C10B @ 50p.  
WIRE ENDED ELECTROLYTICS 16+16 UF 350VW @ 45p, 33UF 400VW @ 45p.  
WCGU CRYSTALS 10MHz, 10.0662, 10.1125, 10.125 all £1 each.  
WIRE ENDED CRYSTALS 28KHz, 28.5KHz, 29.75KHz, 31.5KHz all 60p.  
WOOD AND DOUGLAS KITS AVAILABLE BY POST AND FOR CALLERS LIST SAE  
ACCESS AND BARCLAYCARD ACCEPTED. P&P 50p. Under £5.00. Over FREE. Goods normally by return.

# MICROWAVE MODULES LTD



## 2 METRE MULTIMODE TRANSVERTER

**MMT144/28-R**

**NEW  
RELEASE**

### FEATURES

- 25 Watts TX Output
- GaAsFET RF Stage
- Transmit ALC Circuit
- 13.8V DC Operated
- Repeater Shift (normal, simplex, reverse)
- High Level DBM Mixer
- LED Bargraph Power Meter
- RF VOX – Adjustable Delay & PTT Override

### SPECIFICATION

#### GENERAL

INPUT FREQ RANGE	: 28-30 MHz
OUTPUT FREQ RANGE	: 144-146 MHz
REPEATER SHIFT	: Simplex, normal, reverse
DC REQUIREMENTS	: 13.8V DC @ 6 Amps

#### TRANSMIT SECTION

OUTPUT POWER	: 25 watts +/- 1dB
INPUT LEVEL RANGE	: 1/4 mW to 300mW
ALC RANGE	: 20dB
MODES OF OPERATION	: SSB, FM, CW, AM, FSK
SPURIOUS OUTPUTS	: -65dB or better

#### RECEIVE SECTION

GAIN	: 22dB +/- 1dB
N.F.	: 2dB or better
3rd ORDER INTERCEPT	: +19dBm (output)

### DESCRIPTION

This new transverter has been designed to allow users of existing HF band transceivers to establish a first-class transceive facility on the 144MHz band. The MMT144/28-R incorporates many new and exciting features which combine to make this product simply superb.

#### RECEIVE SECTION

An NEC GaAsFET is employed in a noise-matched configuration feeding a high level double balanced mixer via a bandpass filter. IF gain is achieved by a JFET post amplifier. This combination produces a good signal to noise ratio, excellent immunity to overload and cross modulation, resulting in a rugged receive system having a third order output intercept point of +19dBm.

Two separate low-noise oscillators, operating at 116.00 and 115.40 MHz are included, running from a regulated 8.2 volt supply. Selection of the wanted oscillator is achieved by a quad op-amp circuit, controlled by the front panel mounted 'MODE' switch. This provides simplex, repeater and reverse repeater operation. The output of each oscillator feeds a JFET buffer amplifier via the quartz crystal which acts as a filtering element to reduce amplitude noise and reciprocal mixing products. The resultant high level injection is extremely pure and free-from harmonics.

#### TRANSMIT SECTION

The incoming 28MHz signal, in the range 1/4mW to 300mW, is initially fed to the RF VOX circuit, ALC control circuit and the input level control.

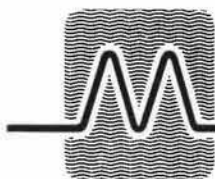
This signal is then fed into a pair of MOSFETs in a balanced mixer configuration, together with the local oscillator injection, to produce the wanted signal in the range 144-146MHz.

This signal is then amplified by several linear stages up to the specified output power of 25 watts. A visual indication of relative output power is provided by a front panel mounted LED bargraph display.

A rear panel mounted level control allows the user to adjust the sensitivity of the transverter to suit the transceiver in use, and a front panel mounted RF VOX delay control allows adjustment to suit SSB/FM modes.

The ALC circuit has a 20dB dynamic range and has been incorporated to ensure that a totally clean signal is produced by the transverter. This is an important feature which will virtually eliminate compressed signals and the resultant problems caused to local stations.

**PRICE: £215 inc. VAT (p+p £3.50)**



**MICROWAVE MODULES LTD.**  
 Brookfield Drive, Aintree, Liverpool L9 7AN,  
 England.  
 Telephone: 051-523 4011.  
 Telex: 628608 MICRO G.



Goods normally despatched  
within 10 days

**HOURS:**  
**MONDAY-FRIDAY**  
**9-12.30, 1-5.00**  
 E. & O.E.





From a gentle purr to a mighty roar, the tightly controlled power of the beast is yours to command!

## PROFESSIONAL QUALITY HIGH POWER LOUDSPEAKERS

A new range of superb quality loudspeakers.

- ★ Virtually indestructible high temperature voice-coil reinforced with glass-fibre
- ★ 100% heat overload tolerance
- ★ Advanced technology magnet system
- ★ Rigid cast alloy chassis
- ★ Linen or Plastiflex elastomer surrounds
- ★ 5-year guarantee (in addition to statutory rights)

Available in 5, 8, 10, 12, 15 and 18 inch models with 8Ω and some 16Ω impedances and with input powers ranging from 50W to 300W e.g.

5in. 50W 95dB 8Ω: XG39N / 16Ω: XG40T £17.95

8in. 100W 98dB 8Ω: XG43W £29.95

10in. 100W 100dB 8Ω: XG46A £29.95

12in. 100W 101dB 8Ω: XG49D £29.95

12in. Twin Cone 100W 100dB 8Ω: XG50E / 16Ω: XG51F £31.95

Note - the output power doubles for each 3dB increase (ref 1W @ 1m).



## PRECISION GOLD MULTIMETERS



A new range of very high quality multimeters offering truly amazing quality at the price.

Pocket Multimeter, 16 ranges, 2000Ω/V DC/AC £6.95 (YJ06G)

M-102BZ with Continuity buzzer, battery tester and 10A DC range, 23 ranges, 20,000Ω/V DC £14.95 (YJ07H)

M-2020S with Transistor, Diode & LED tester and 10A DC range, 27 ranges, 20,000Ω/V DC £19.95 (YJ08J)

M-5050E Electronic Multimeter with very high impedance, FET input, 53 ranges including peak-to-peak AC, centre-zero and 12A AC/DC ranges £34.95 (YJ09K)

M-5010 Digital Multimeter with 31 ranges including 20Ω and 20μA DC/AC FSD ranges, continuity buzzer, diode test, and gold-plated PCB for long-term reliability and consistent high accuracy (0.25% + 1 digit DCV) £42.50 (YJ10L)

*N.B. All our prices include VAT and Carriage. A 50p handling charge must be added if your total order is less than £5 on mail order (except catalogue).*


### MAPLIN ELECTRONIC SUPPLIES LTD.

Mail Order: P.O. Box 3, Rayleigh, Essex SS6 8LR. Tel: Southend (0702) 552911 SHOPS

- BIRMINGHAM Lynton Square, Perry Barr, Tel: 021-356 7292.
  - LONDON 159-161 King Street, Hammersmith, W6. Tel: 01-748 0926.
  - MANCHESTER 8 Oxford Road, Tel: 061-236 0281.
  - SOUTHAMPTON 46-48 Bevois Valley Road, Tel: 0703 25831.
  - SOUTHEND 282-284 London Rd, Westcliff-on-Sea, Essex. Tel: 0702-554000
- Shops closed all day Monday.

§ Indicates that a lower price is available in our shops.

# All new in the 1985 Catalogue



Our huge range of top quality electronic components at very competitive prices are all detailed in our catalogue, and with well over 600 new lines in our 1985 edition and many design improvements, it's well worth getting a copy. Here are just a few examples from the catalogue. (The items below are NOT kits).

- ★ Most phono and jack plugs now with integral strain relief sleeve - gold-plated types also available from 14p (gold from 70p)
- ★ Stereo Disco Mixer with cross-fade, talk-over, cue monitoring, aux input, slide controls. Only £58.95 (AF99H)



- ★ 10-Channel Stereo Graphic Equalisers - 3 models - basic; with peak level meter; and with spectrum analyser - from £77.95



- ★ Digital Delay Line permits Slap-back, Doubling, Flanging, Chorus and Echo. 11 controls. Only £195.00 (AF98G)
- ★ Video Enhancer improves picture quality when recording from one VTR to another, and with TV's with monitor input. Only 28.95 (XG59P)
- ★ Detailed descriptions of the exciting new 74HC range of IC's which combine the advantages of CMOS and TTL. From 46p
- ★ Keyboards: sloping keys, two-tone grey, mounted in steel frame, very smart cases (extra) available. 61 keys, only £33.95 (YJ12N) 79 keys, only £37.95 (YJ13P)
- ★ 1% Resistors now 50ppm/°C, 0.4W, only 2p each!
- ★ Auto transformers 120/240V 50VA, £10.75 (YJ56L). 100VA £14.95 (YJ57M). 150VA £16.95 (YJ58N). 250VA £21.95 (YJ59P).
- ★ Digital Clinical Thermometer. Only £13.95 (FK51F)



Check our 1985 Catalogue for all our other fascinating new lines.



☎ Phone before 2pm for same day despatch.

## 1985 CATALOGUE

Pick up a copy now at any branch of W.H. Smith or in one of our shops. The price is still just £1.35, or £1.75 by post from our Rayleigh address (quote CA02C).

Post this coupon now for your copy of the 1985 catalogue. Price £1.35 + 40p post and packing. If you live outside the U.K. send £2.40 or 11 International Reply Coupons. I enclose £1.75.

Name .....

Address .....

All offers subject to availability.

Prices firm until Feb 9th 1985.